

4

Learning Activity Sheet for English

Quarter 1

Week

3

Learning Activity Sheet English Grade 4 Quarter 1: Week 3

This material is intended exclusively for the use of teachers in the implementation of the MATATAG K to 10 Curriculum. It aims to assist in delivering the curriculum content, standards, and lesson competencies.

The Intellectual Property Code of the Philippines states that “No copyright shall subsist in any work of the Government of the Philippines. However, prior approval of the government agency or office wherein the work is created shall be necessary for exploitation of such work for profit. Such agency or office may, among other things, impose as a condition the payment of royalties.”

Borrowed materials (e.g., texts, illustrations, musical notations, photos, and other copyrightable, patentable contents) included in this learning resource are owned by their respective copyright and intellectual property right holders. Where applicable, DepEd has sought permission from these owners specifically for the development and printing of this learning resource. As such, using these materials in any form other than agreed framework requires another permission and/or licensing.

No part of this material, including its original and borrowed contents, may be reproduced in any form without written permission from the Department of Education.

Every care has been taken to ensure the accuracy of the information provided in this material. For inquiries or feedback, please call the Office of the Director of the Department of Education – National Capital Region via telephone number (02) 85229412 or send an email to ncr@deped.gov.ph.

Published by the Department of Education

Secretary: Sara Z. Duterte

Undersecretary: Gina O. Gonong

Development Team

Writer:	Naomi N. Gascon
Content Reviewer:	Lea M. Yumang, Johnson P. Sunga, Marlon Taloza, Nelson Robinol
Content Editors:	Babelyn Espiritu
Language Editors:	John Paolo Sandicho
Illustrator:	Rodel R. Rimando
Layout Artist:	Evelyn B. Morante
Enhanced by:	Ma. Gina A. Anama

Management Team

JOYCE DR ANDAYA *CESO III*, Regional Director
CRISTITO A. ECO *CESO III*, Assistant Regional Director
MICAH G. PACHECO, Chief Education Program Supervisor
DENNIS M. MENDOZA, Regional LR Education Program Supervisor
ARNOLD C. GATUS, English Regional Education Program Supervisor
WILMA Q. DEL ROSARIO, LR Education Program Supervisor

Department of Education – National Capital Region (DepEd- NCR)

Office Address: 6 Misamis St, Bago Bantay, Quezon City
Metro Manila, Philippines, 1105

Telefax: (02) 85229412

Email Address: ncr@deped.gov.ph

LEARNING ACTIVITY SHEET 1

Learning Area:	English	Quarter:	1
Week:	3	Day:	1
Lesson Title/ Topic:	Denotative and Connotative Definition		
Name:		Grade & Section:	4

Title and No. of Activity: Denotative and Connotative Definition (Activity 1)

Objective(s): Identify words as either expressing connotation or denotation.

Provide the connotative and denotative meanings of words.

Materials Needed: ballpen, paper

Duration: 15 minutes

Instructions:

A. Read each sentence, then identify what the highlighted words express as either **connotation** or **denotation**. Write your answers on your paper.

1. Jake is a **player** of basketball.
2. Jackie wore a **vintage** dress.
3. Dad says necessity is the **mother** of invention.
4. Kevin stopped doing the business, saying only **devious** people could succeed.
5. For decades, the Santos lived in a **huge** house in La Union.

B. Give the connotative and denotative meanings of each of the following words. Copy the table and write your answers on your paper.

WORD	CONNOTATIVE MEANING	DENOTATIVE MEANING
1. cool		
2. mother		
3. home		
4. warm		
5. night		

Tasks/Questions:

Get a dictionary and find the meaning of the highlighted words in Task A (**player, vintage, mother, devious, huge**).

Additional Resources (Optional):

<https://www.tutoringhour.com/files/connotations-denotations/identifying-wm.pdf>

LEARNING ACTIVITY SHEET

Learning Area:	English	Quarter:	1
Week:	3	Day:	2
Lesson Title/ Topic:	Synonym and Antonym		
Name:		Grade & Section:	4

Title and No. of Activity: Synonym and Antonym (Activity 2)

Objective(s): Identify whether words are synonyms or antonyms.

Match words with their synonyms and antonyms.

Materials Needed: ballpen, paper

Duration: 15 minutes

Instructions:

- A. Check whether the following pair of words are synonyms or antonyms. Write **S** if they are synonyms and **A** if they are antonyms on the blanks provided.

- | | |
|---|--|
| <p>___1. long - short</p> <p>___2. tidy- clean</p> <p>___3. large – huge</p> <p>___4. fat- skinny</p> <p>___5. early - late</p> | <p>___6. emperor - king</p> <p>___7. bitter – sweet</p> <p>___8. speak - talk</p> <p>___9. young - old</p> <p>___10. dry - wet</p> |
|---|--|

- B. Read the words on the left. Encircle their synonyms and cross out their antonyms.

WORDS	SYNONYMS/ANTONYMS		
1. glum	happy	sad	glad
2. tiny	little	huge	large
3. wrong	correct	good	false
4. end	start	finish	begin
5. easy	hard	simple	tough

Tasks/Questions:

Differentiate synonyms and antonyms.

Additional Resources

<https://www.youtube.com/watch?v=fNM0y7Rkic>

<https://www.youtube.com/watch?v=6uvYmGnFOEY&t=49>

LEARNING ACTIVITY SHEET

Learning Area:	English	Quarter:	1
Week:	3	Day:	3
Lesson Title/ Topic:	Prefixes		
Name:		Grade & Section:	4

Title and No. of Activity: Prefixes (Activity 3)

Objective(s): Complete words by adding appropriate prefixes.
Identify the words being described.

Materials Needed: ballpen, paper

Duration: 15 minutes

Instructions:

- A. Choose the proper prefix from the box below to complete each word.
Write your answers on your paper.

fore- pre- re- un- dis- mis- sub-

1. Mom had to __heat the oven to 350° to bake a cake.
2. I checked my writing assignment and found a _____spelled word.
3. You may be correct, but I __agree with you.
4. If you want to be ready, you should pare.
5. I am very careful but sometimes I make _____takes.

- B. Write the word using a correct prefix as described in each of the following items. Write your answers on your paper.

- _____ 1. to heat before
- _____ 2. to not like
- _____ 3. to do the opposite of tie
- _____ 4. to pay before
- _____ 5. to use again

Tasks/Questions:

Define prefix.

Additional Resources (Optional):

<https://teachsimplecom.s3.us-east-2.amazonaws.com/images/prefix-fill-in-the-blank-worksheet/prefix-worksheet-1.jpg>

LEARNING ACTIVITY SHEET

Learning Area:	English	Quarter:	1
Week:	3	Day:	4
Lesson Title/ Topic:	Root Words		
Name:		Grade & Section:	4

Title and No. of Activity: Root Words (Activity 4)

Objective(s): Identify root words.

Materials Needed: ballpen, paper

Duration: 15 minutes

Instructions:

A. Write the root of each of the following words on the blank provided.

1. transport _____
2. unequal _____
3. recycle _____
4. visitor _____
5. walkable _____

B. Color the words that are formed from each root.

Play Appear Code

Placement	Appealing	Decode
Player	Appeared	Encode
Plate	Disappear	Coordinate
Playing	Reappear	Coder
Pay	Reaper	Codirect

Tasks/Questions:

What is a root word?

Additional Resources (Optional):

<https://teachsimple.com.s3.us-east-2.amazonaws.com/images/prefix-fill-in-the-blank-worksheet/prefix-worksheet-1.jpg>

<https://www.mathworksheets4kids.com/language-arts/root-words/coloring.pdf>

LEARNING ACTIVITY SHEET

Learning Area:	English	Quarter:	1
Week:	3	Day:	5
Lesson Title/ Topic:	Compound Words		
Name:		Grade & Section:	4

Title and No. of Activity: Compound Words (Activity 5)

Objective(s): Form compound words.



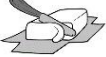




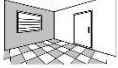


Identify compound words in sentences.

Materials Needed: ballpen, paper

Duration: 15 minutes

Instructions:

A. Combine the names of the pictures to form compound words. Write your answers on the space provided.

1.		+		=	
2.		+		=	
3.		+		=	
4.		+		=	
5.		+		=	

Illustrated by: Rodel R. Rimando

B. Encircle the compound words in each sentence.

1. I like the color of the sunflower.
2. Please find the rattlesnake.
3. I made cupcakes for my husband.
4. I lost my wallet in the supermarket.
5. We sleep in our bedroom.

Tasks/Questions:

What are the rules for creating compound words?

Additional Resources

<https://teachsimplecom.s3.us-east-2.amazonaws.com/images/prefix-fill-in-the-blank-worksheet/prefix-worksheet-1.jpg>

<https://www.mathworksheets4kids.com/language-arts/root-words/coloring.pdf>
[google.com/search](https://www.google.com/search)

<https://www.onlineworksheetsforkids.com/compound-words-worksheets-for-grade->