

1

Learning Activity Sheet for Mathematics

Quarter

Week

3

Learning Activity Sheet: Mathematics Grade 1 Quarter 1: Week 3

This material is intended exclusively for the use of teachers in the implementation of the MATATAG K to 10 Curriculum. It aims to assist in delivering the curriculum content, standards, and lesson competencies.

The Intellectual Property Code of the Philippines states that “No copyright shall subsist in any work of the Government of the Philippines. However, prior approval of the government agency or office wherein the work is created shall be necessary for exploitation of such work for profit. Such agency or office may, among other things, impose as a condition the payment of royalties.”

Borrowed materials (e.g., texts, illustrations, musical notations, photos, and other copyrightable, patentable contents) included in this learning resource are owned by their respective copyright and intellectual property right holders. Where applicable, DepEd has sought permission from these owners specifically for the development and printing of this learning resource. As such, using these materials in any form other than agreed framework requires another permission and/or licensing.

No part of this material, including its original and borrowed contents, may be reproduced in any form without written permission from the Department of Education.

Every care has been taken to ensure the accuracy of the information provided in this material. For inquiries or feedback, please call the Office of the Director of the Department of Education – National Capital Region via telephone number (02) 85229412 or send an email to ncr@deped.gov.ph.

Published by the Department of Education
Secretary: Sara Z. Duterte
Undersecretary: Gina O. Gonong

Development Team

Enhance:	Lorna P. Santos, Kristine Claudette D. Ferrer
Content Reviewer:	Emma R. Cunanan, Helen S. Acedo, Remylynda T. Soriano
Mechanical Editor:	Gina L. Aguitez, Helen S. Acedo, Remylynda T. Soriano
External Language Validator:	Rafael John Sotto
Illustrator:	Lorna P. Santos, Kristine Claudette D. Ferrer
Layout Artist:	Gina L. Aguitez, Vergel Junior C. Eusebio

Management Team

JOCELYN DR ANDAYA, *CESO IV*, Director IV
CRISTITO A. ECO, *CESO III*, Assistant Regional Director
MICAH G. PACHECO, OIC-Chief Education Program Supervisor, CLMD
DENNIS M. MENDOZA, Regional EPS/Learning Resource Management Section Head
RESTY I. RODELAS, Regional Mathematics Education Program Supervisor
DAISY L. MATAAC, SDO Taguig City & Pateros LRMS Education Program Supervisor
ELSA R. MATA, SDO Navotas LRMS Education Program Supervisor

Department of Education – National Capital Region (DepEd- NCR)

Office Address: 6 Misamis St, Bago Bantay, Quezon City
Metro Manila, Philippines, 1105
Telefax: (02) 85229412
Email Address: ncr@deped.gov.ph

LEARNING ACTIVITY SHEET 1


COUNTING NUMBERS FROM 1 TO 50

Count the objects on the right side and match them with the correct number.


1 •




2 •



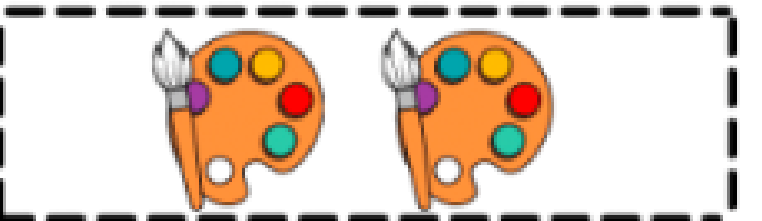
3 •



4 •

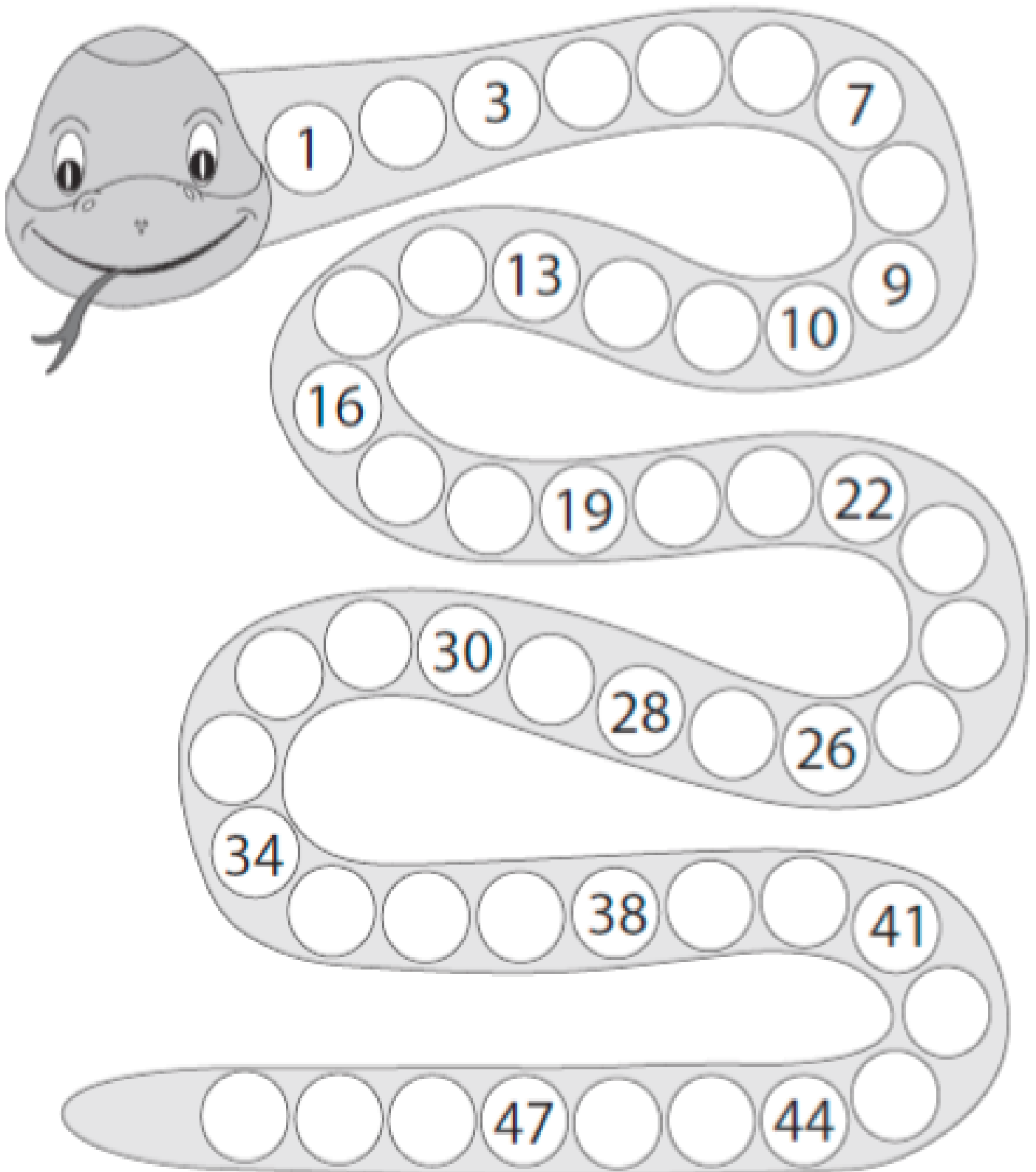


5 •



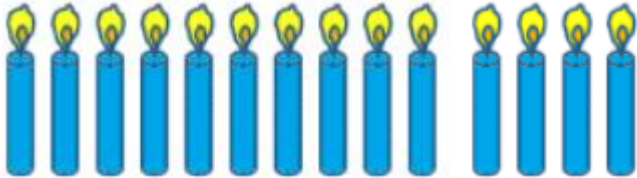
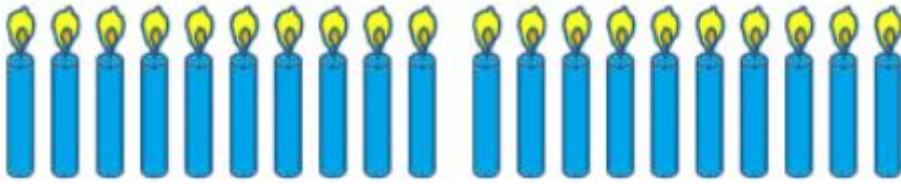
LEARNING ACTIVITY SHEET 2

Write the missing numbers.

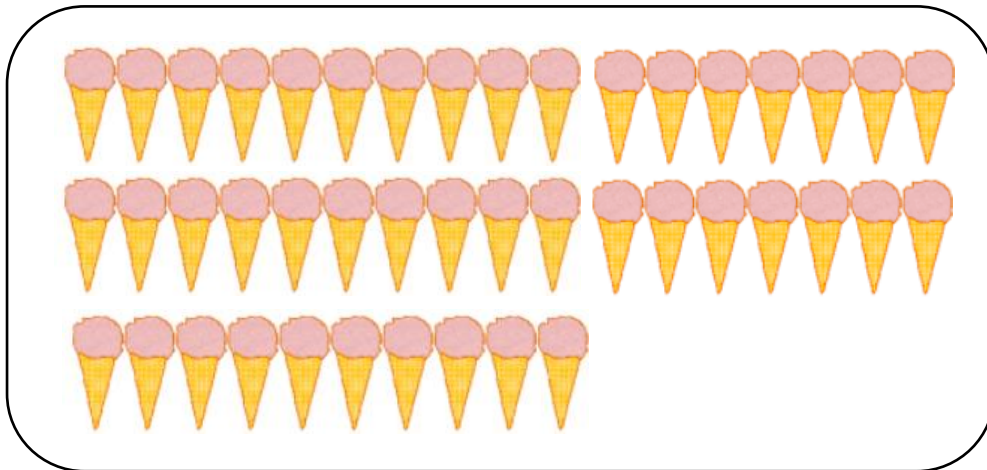


LEARNING ACTIVITY SHEET 3

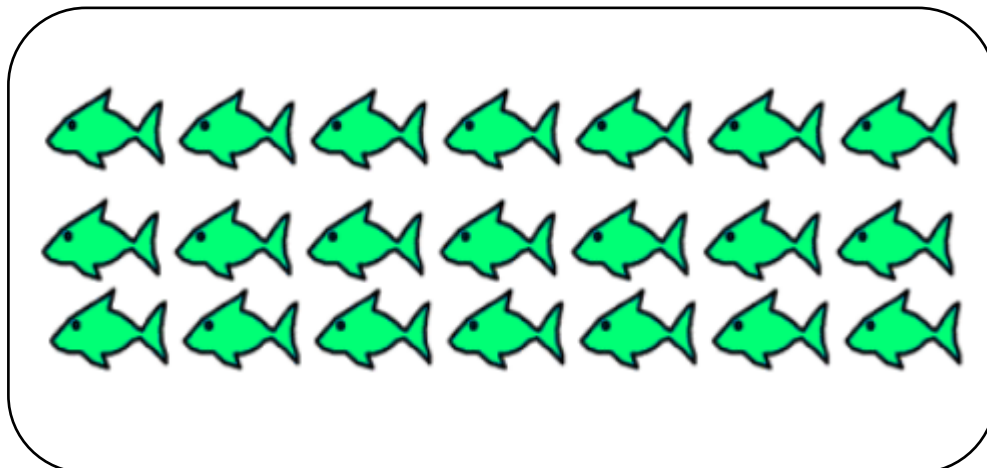
Count the objects and circle the right number.



23 34 47



33 27 44




17 21 39

LEARNING ACTIVITY SHEET 4

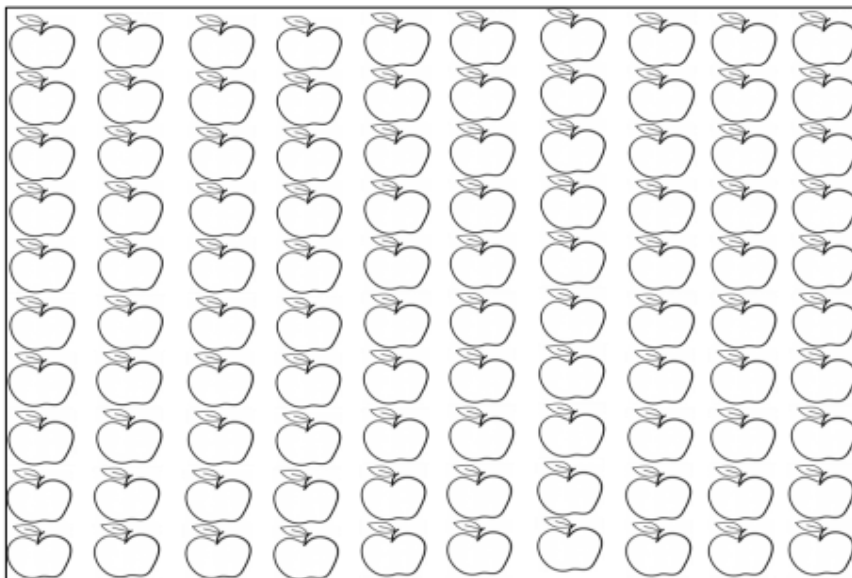
COUNTING NUMBERS FROM 51 TO 100

A. Color the objects based on the given number.


1. 37 mangoes



2. 75 apples



3. 91 oranges



B. Count the objects and circle the number that matches it.

	<p>34 44 54</p>
	<p>78 68 58</p>

C. Write the missing numbers.

1	2	3	4	5	6	7		9	
				15				19	
	22	23		25	26	27	28		
	32	33	34	35	36		38	39	
41	42	43		45					50
51				55		57		59	60
	62	63	64		66	67		69	
	72				76	77			
	82								90
91	92				96	97	98	99	100

LEARNING ACTIVITY SHEET 5

COUNTING UP OR DOWN FROM A GIVEN NUMBER

A. Put a check (/) in the box if the set of numbers is counting and cross (X) if the set of numbers is counting down.

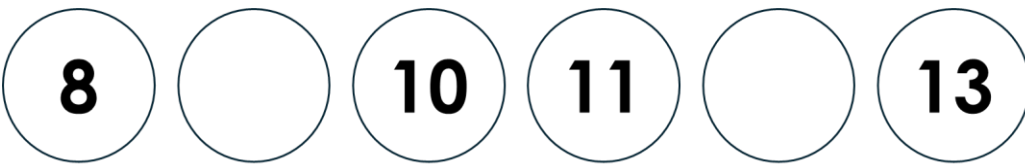
27, 28, 29, 30

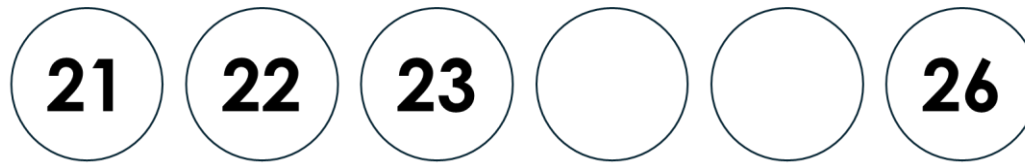
88, 87, 86, 85

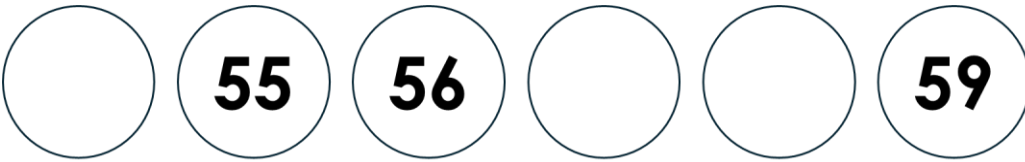
56, 55, 54, 53

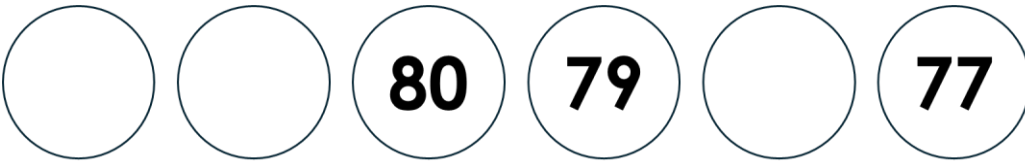
69, 70, 71, 72

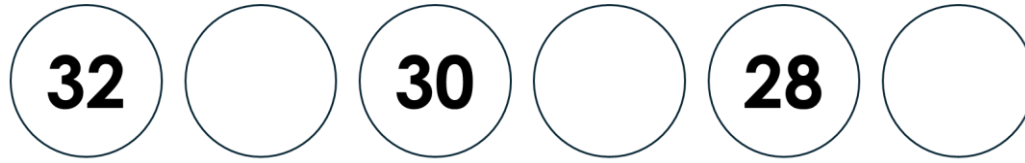
B. The set of numbers below is either counting UP or DOWN.
Fill in the circles with the correct missing numbers.

1. 

2. 

3. 

4. 

5. 

C. Write the missing number then color the arrow down blue and the arrow up yellow.

The image shows two large arrows. The left arrow points downwards and contains a vertical column of six circles. The top circle contains the number 16, the second circle is empty, the third circle is empty, the fourth circle contains the number 13, the fifth circle is empty, and the sixth circle is empty. The right arrow points upwards and contains a vertical column of six circles. The top circle is empty, the second circle is empty, the third circle is empty, the fourth circle contains the number 46, the fifth circle is empty, and the sixth circle contains the number 43.

LEARNING ACTIVITY SHEET 6

ONE MORE OR ONE LESS

A. Write the number that is one more than the given number.

1. 9 _____

4. 91 _____

2. 23 _____

5. 74 _____

3. 57 _____

6. 48 _____

B. Write the number that is one less than the given number.

1. 8 _____

4. 96 _____

2. 45 _____


5. 63 _____

3. 27 _____


6. 89 _____

C. Write the number that is one less and one more than each given number on the railroad trucks.


1.




2.




3.



4.



5.



D. Count the number of objects. Then, write the number that is one less and one more inside the circles.


one less

one more




one less

one more



one less

one more



one less

one more

