

1

# Learning Activity Sheet for Mathematics

Quarter

Week

4

## Learning Activity Sheet: Mathematics Grade 1 Quarter 1: Week 4

This material is intended exclusively for the use of teachers in the implementation of the MATATAG K to 10 Curriculum. It aims to assist in delivering the curriculum content, standards, and lesson competencies.

**The Intellectual Property Code of the Philippines** states that “No copyright shall subsist in any work of the Government of the Philippines. However, prior approval of the government agency or office wherein the work is created shall be necessary for exploitation of such work for profit. Such agency or office may, among other things, impose as a condition the payment of royalties.”

Borrowed materials (e.g., texts, illustrations, musical notations, photos, and other copyrightable, patentable contents) included in this learning resource are owned by their respective copyright and intellectual property right holders. Where applicable, DepEd has sought permission from these owners specifically for the development and printing of this learning resource. As such, using these materials in any form other than agreed framework requires another permission and/or licensing.

No part of this material, including its original and borrowed contents, may be reproduced in any form without written permission from the Department of Education.

Every care has been taken to ensure the accuracy of the information provided in this material. For inquiries or feedback, please call the Office of the Director of the Department of Education – National Capital Region via telephone number (02) 85229412 or send an email to [ncr@deped.gov.ph](mailto:ncr@deped.gov.ph).

Published by the Department of Education  
Secretary: Sara Z. Duterte  
Undersecretary: Gina O. Gonong

### Development Team

<b>Writer:</b>	Irene A. Marquez-Oriarte, Jesale S. Alimboyong
<b>Content Reviewer:</b>	Emma R. Cunanan, Helen S. Acedo, Remylinda T. Soriano
<b>Mechanical editor:</b>	Emma R. Cunanan, Helen S. Acedo, Remylinda T. Soriano, Gina L. Aguitez
<b>External Language Validator:</b>	Rafael John Sotto
<b>Illustrator:</b>	Irene A. Marquez-Oriarte, Jesale S. Alimboyong
<b>Layout Artist:</b>	Gina L. Aguitez, Vergel Junior C. Eusebio

### Management Team

**JOCELYN DR ANDAYA**, *CESO IV*, Director IV  
**CRISTITO A. ECO**, *CESO III*, Assistant Regional Director  
**MICAH G. PACHECO**, OIC-Chief Education Program Supervisor, CLMD  
**DENNIS M. MENDOZA**, Regional EPS/Learning Resource Management Section Head  
**RESTY I. RODELAS**, Regional Mathematics Education Program Supervisor  
**DAISY L. MATAAC**, SDO Taguig City & Pateros LRMS Education Program Supervisor  
**ELSA R. MATA**, SDO Navotas LRMS Education Program Supervisor

### Department of Education – National Capital Region (DepEd- NCR)

Office Address: 6 Misamis St, Bago Bantay, Quezon City  
Metro Manila, Philippines, 1105  
Telefax: (02) 85229412  
Email Address: [ncr@deped.gov.ph](mailto:ncr@deped.gov.ph)

LEARNING ACTIVITY SHEET 1  
READ AND WRITE NUMBERS 1 TO 50

Color the numbers and words with matching colors.

seventeen

twelve

twenty-  
five

fifty

twenty-  
one

30

25

17

44

47

32

12

21

50

8

forty-four

thirty

forty-  
seven

thirty-two

eight

## LEARNING ACTIVITY SHEET 2

A. Read the number word and circle the number that matches it.

Seven	7    77    777	sixty-seven	6    7    67
Fifteen	5    15    50	seventy-eight	77    78    79
thirty-five	30    35    53	fourteen	14    40    44
one hundred	1    10    100	eighty	8    18    80
twenty-four	24    42    44	ninety-three	90    93    98

B. Connect each number symbol with the number word.

40                      ten                      70    sixty  
twenty                      seventy                      20  
forty                      10                      fifty                      60                      50

(Note: Dashed blue lines connect 'ten' to '10', 'seventy' to '70', and 'fifty' to '50'.)

C. Write the number name.

<b>89</b>	
<b>77</b>	
<b>31</b>	
<b>13</b>	
<b>54</b>	

## LEARNING ACTIVITY SHEET 3

A. Complete the number name.

**14** – f\_\_u\_\_teen

**19** – n\_\_n\_\_teen

**25** – twenty-f\_\_v\_\_

**32** – t\_\_ir\_\_y- t\_\_o

**40** – f\_\_r\_\_y

**56** – f\_\_f\_\_ - six

**63** – s\_\_xt\_\_ - \_\_hr\_\_

**78** – se\_\_e\_\_ty-e\_\_g\_\_

**91** – n\_\_et\_\_ - o\_\_e

**100** – on\_\_ h\_\_nd\_\_ed

B. Fill in the boxes with the word that corresponds to the given number symbol. Then, write the letter that matches the color in the boxes below.

12 -

--	--	--	--	--	--	--	--

70 -

--	--	--	--	--	--	--	--

8 -

--	--	--	--	--	--	--	--

41 -

--	--	--	--	--

90 -

--	--	--	--	--	--

4 -

--	--	--	--

20 -

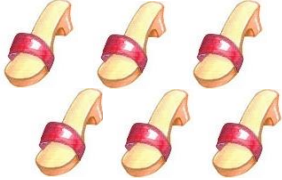









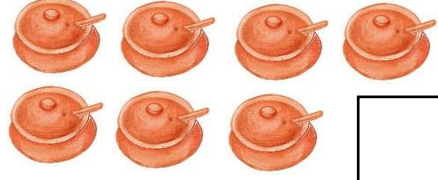

--	--	--	--	--	--

m	a									
---	---	--	--	--	--	--	--	--	--	--

# LEARNING ACTIVITY SHEET 4

## Greater Than or Less Than

Count the number of objects. Then, draw the correct symbol in the middle of the box to show which is greater. The first one has been done for you.

 <div style="border: 1px solid black; display: inline-block; padding: 5px; margin-left: 10px;">6</div>	<span style="font-size: 2em;">&lt;</span>	 <div style="border: 1px solid black; display: inline-block; padding: 5px; margin-left: 10px;">7</div>
 <div style="border: 1px solid black; display: inline-block; width: 40px; height: 40px; margin-left: 10px;"></div>		 <div style="border: 1px solid black; display: inline-block; width: 40px; height: 40px; margin-left: 10px;"></div>
 <div style="border: 1px solid black; display: inline-block; width: 40px; height: 40px; margin-left: 10px;"></div>		 <div style="border: 1px solid black; display: inline-block; width: 40px; height: 40px; margin-left: 10px;"></div>
 <div style="border: 1px solid black; display: inline-block; width: 40px; height: 40px; margin-left: 10px;"></div>		 <div style="border: 1px solid black; display: inline-block; width: 40px; height: 40px; margin-left: 10px;"></div>
 <div style="border: 1px solid black; display: inline-block; width: 40px; height: 40px; margin-left: 10px;"></div>		 <div style="border: 1px solid black; display: inline-block; width: 40px; height: 40px; margin-left: 10px;"></div>
 <div style="border: 1px solid black; display: inline-block; width: 40px; height: 40px; margin-left: 10px;"></div>		 <div style="border: 1px solid black; display: inline-block; width: 40px; height: 40px; margin-left: 10px;"></div>

Pictures are taken from: [www.canva.com](http://www.canva.com)