

4

Lesson Exemplar for English

Quarter 1

Week

6

Learning Activity Sheet for English Grade 4 Quarter 1: Week 6

This material is intended exclusively for the use of teachers in the implementation of the MATATAG K to 10 Curriculum. It aims to assist in delivering the curriculum content, standards, and lesson competencies.

The Intellectual Property Code of the Philippines states that “No copyright shall subsist in any work of the Government of the Philippines. However, prior approval of the government agency or office wherein the work is created shall be necessary for exploitation of such work for profit. Such agency or office may, among other things, impose as a condition the payment of royalties.”

Borrowed materials (e.g., texts, illustrations, musical notations, photos, and other copyrightable, patentable contents) included in this learning resource are owned by their respective copyright and intellectual property right holders. Where applicable, DepEd has sought permission from these owners specifically for the development and printing of this learning resource. As such, using these materials in any form other than agreed framework requires another permission and/or licensing.

No part of this material, including its original and borrowed contents, may be reproduced in any form without written permission from the Department of Education.

Every care has been taken to ensure the accuracy of the information provided in this material. For inquiries or feedback, please call the Department of Education - Regional Office via telephone number (02) 85229412 or send an email to ncr@deped.gov.ph.

Published by the Department of Education

Secretary: Sara Z. Duterte

Undersecretary: Gina O. Gonong

Development Team

Writer:	Glovic R. Bustamante
Content Reviewer:	Johnson P. Sunga, Ritchelle Dejolde, Regina Nagtalon
External Content Validators:	Rafael John Sotto, Babelyn Espiritu
External Language Validators:	John Paolo Sandicho, Johnson P. Sunga, Ritchelle Dejolde, Regina Nagtalon
Illustrator:	Rodel R. Rimando
Layout Artist:	Evelyn B. Morante
Enhanced by:	Reden Z. Mejilla

Management Team

JOCELYN DR ANDAYA *CESO III*, Regional Director
CRISTITO A. ECO *CESO III*, Assistant Regional Director
MICAH G. PACHECO, Chief Education Program Supervisor
DENNIS M. MENDOZA, Regional LR Education Program Supervisor
ARNOLD C. GATUS, English Regional Education Program Supervisor
WILMA Q. DEL ROSARIO, LR Education Program Supervisor



MATATAG K to 10 Curriculum Weekly Lesson Log	School	Grade Level	Grade 4
	Name of Teacher	Learning Area	English
	Teaching Dates and Time	Quarter	1 – Week 6

	DAY 1	DAY 2	DAY 3	DAY 4	DAY 5
I. CURRICULUM CONTENT, STANDARDS, AND LESSON COMPETENCIES					
<i>A. Content Standards</i>	The learners demonstrate their expanding vocabulary knowledge and grammatical awareness, comprehension of literary and informational texts, and composing and creating processes; and their receptive and productive skills in order to produce age-appropriate and gender-responsive texts based on one's purpose, context and target audience.				
<i>B. Performance Standards</i>	The learners apply comprehension of literary and informational texts and produce narrative and expository texts based on their purpose, context, and target audience using simple, compound, and complex sentences, and age-appropriate and gender-sensitive language.				
<i>C. Learning Competencies</i>	EN4SW-1-5- Express ideas appropriately (age-appropriate, gender-responsive, culture sensitive) for one's purpose, context, and target audience.			EN4SW-1-6 Use appropriate non-verbal cues for clarity of context, purpose and meaning.	
<i>D. Learning Objectives</i>	Identify text types: narration and enumeration.	Identify the parts of a friendly letter.	Write friendly letter based on a given situation.	Use facial expressions and gestures when speaking.	
<i>E. Instructional Design framework feature (s)</i>	Collaborative and Integrative	Collaborative and Integrative	Collaborative and Integrative	Collaborative and Integrative	Collaborative and Integrative
<i>F. 21st Century Skills</i>	Development of global citizenship skills; creativity; critical thinking, and collaboration in learners				
II. CONTENT	Types of Text: Narration and Enumeration	Parts of a Friendly Letter	Writing a Friendly Letter	Using facial expressions and gestures when speaking	
III. LEARNING RESOURCES					
<i>A. References</i>					
<i>B. Other Learning Resources</i>	https://slamboresources.com/grade-4-verb-worksheets/#google_vignette	https://www.youtube.com/watch?v=3CIV82aT2oA https://www.superteacherworksheets.com/lett	https://www.google.com/search?q=example	https://www.youtube.com/watch?v=V5G_FT0Ib6A	https://www.google.com/search?q=public+speaking+examples+for+elementary


	https://www.youtube.com/watch?v=q8XbO3FWrJg&t=190s https://englopedia.com/enumeration-its-types-uses-examples-in-detail/ https://www.youtube.com/watch?v=bkHqulZMgJ4&t=292s	er-writing.html			
--	---	-----------------	--	--	--


IV. TEACHING AND LEARNING PROCEDURES

Before/Pre-Lesson Proper






<p><i>Activating Prior Knowledge</i></p>	<p>Learners will listen to/watch the story. The Ant and the Dove. https://www.youtube.com/watch?v=KVullcCTvEM</p> <p>Ask: How does the storyteller read the story? Is he/she narrating or enumerating?</p>	<p>The teacher will show a picture like the one below.</p>  <p>Ask: What do you think the boy is doing?</p>	<p>Arrange the jumbled letters to identify the parts of the letter.</p> <ol style="list-style-type: none"> LOCINGS - It ends the letter. TNGIREEG - It's the way you say hello. YDBO - It is where you write your message. EADHINGD - It is in the upper right corner of your letter. TURESIGNA - This is where you sign your name. <p>Questions: Have you written a letter to someone? Why did you write that letter? Is writing someone a letter important? Why?</p>	<p>Watch the song "Mr. Happy". https://www.youtube.com/watch?v=qfZXhAWj4</p> <p>What are the emotions mentioned in the song?</p>	<p>EXPRESSION RELAY: Divide the participants into pairs. One student speaks a short sentence or phrase while the partner focuses only on using appropriate facial expressions to convey the message. Switch roles after each round. (Here, the students can have experiential learning of gestures and facial expressions.) (Let the learners watch a public speaking video) Say: Observe the speaker</p> 
--	--	--	--	---	---

<p><i>Lesson Purpose/Intention</i></p>	<p>Narration – is the act of telling a story</p> <p>(Teacher gives an example.)</p>	<p>The teacher will show a Friendly Letter.</p> <p>September 1,</p> <p>2022 Dear Fred, How are you? Next Monday is the opening of our classes. I am so excited to go to school. I am glad that we are classmates again. See you on Monday.</p> <p>Your Friend, Max</p>	<p>The teacher asks:</p> <p>How do you get in touch with your friends?</p> <p>Writing a letter is one way to connect with your friends.</p>	<p>When speaking, it is better if we use proper expressions. Doing so will make what we mean easier to understand.</p>																																							
<p><i>Lesson Language Practice</i></p>	<p>Fill in the blanks with the correct letter/s to complete each word. Choose from the letter/s below.</p> <p>1. S__ak__ d – extremely wet</p> <p>2. _____ddl____ -a short pole with a broad blade at one or both ends</p> <table border="1" data-bbox="421 1150 723 1321"> <tr><td>a</td><td>b</td><td>c</td><td>d</td><td>e</td><td>f</td></tr> <tr><td>g</td><td>h</td><td>i</td><td>j</td><td>k</td><td>l</td></tr> <tr><td>m</td><td>n</td><td>o</td><td>p</td><td>q</td><td>r</td></tr> <tr><td>s</td><td>t</td><td>u</td><td>v</td><td>x</td><td>y</td></tr> <tr><td>z</td><td></td><td></td><td></td><td></td><td></td></tr> </table>	a	b	c	d	e	f	g	h	i	j	k	l	m	n	o	p	q	r	s	t	u	v	x	y	z						<p>Match each underlined word in column A with its meaning in column B.</p> <table border="1" data-bbox="741 783 1090 1310"> <thead> <tr> <th>Column A</th> <th>Column B</th> </tr> </thead> <tbody> <tr> <td>I hope you're in good condition</td> <td>To recall</td> </tr> <tr> <td>I like the present you gave me</td> <td>To the mind by an act or effort of memory: to think of again</td> </tr> <tr> <td>I remembered the days when still liked me</td> <td>A gift from you</td> </tr> </tbody> </table>	Column A	Column B	I hope you're in good condition	To recall	I like the present you gave me	To the mind by an act or effort of memory: to think of again	I remembered the days when still liked me	A gift from you	<p>Choose the meaning of the word from the choices below.</p> <p>hang I usually hang the curtain outside.</p> <ol style="list-style-type: none"> to be fastened at the top so that the lower part is free to learn the skills that are needed to put up something 	<p>Arrange the jumbled letters to get the correct answer.</p> <ol style="list-style-type: none"> tedexci- very eager prisesur – an unexpected event or happenings. oonhpyt – a violent storm and wind that has a circular movement. acementnnou - a public and typically formal statement about a fact, occurrence, 	<p>(Teacher asks questions about the pictures being shown above.)</p> <ol style="list-style-type: none"> What is the boy/girl doing? <p>Children stand and follow what is on the picture.</p>
a	b	c	d	e	f																																						
g	h	i	j	k	l																																						
m	n	o	p	q	r																																						
s	t	u	v	x	y																																						
z																																											
Column A	Column B																																										
I hope you're in good condition	To recall																																										
I like the present you gave me	To the mind by an act or effort of memory: to think of again																																										
I remembered the days when still liked me	A gift from you																																										
<p>During/Lesson Proper</p>																																											
<p><i>Reading the Key Idea/Stem</i></p>	<p>Enumeration – the act or process of stating a</p>	<p>Say: Let us read the letter.</p>	<p>Put the correct parts of the letter.</p>	<p>Match each emoticon with the sentence that</p>	<p>Hand Gestures - movements</p>																																						

	<p>list of things one after another.</p> <p>(Teacher gives an example.)</p> <p>Children will read the story:</p> <p><i>Last night, I was on my way home when it suddenly rained. I forgot to bring my umbrella so, I ran to avoid getting completely soaked in the rain. Not seeing where I was going, I fell into a paddle of water. Then a guy helped me to stand. When I looked up, I recognized him. I forgot I was soaking wet and that I felt very cold. He offered to walk me home, and I just nodded. The next day, I saw him in school. At last, we talked like old friends.</i></p>	<p>22 August 2023</p> <p><i>Dear Mia, Hi, how are you? I hope you are in good condition. I just want you to know that I have a new pet. I named it Magic because I remembered you when my mom gave it to me as my present. See you soon, Mia. Take care and keep safe. Your Friend, Zion</i></p>	<div style="border: 1px solid green; width: 100px; height: 20px; margin: 5px auto;"></div> <div style="border: 1px solid green; width: 100px; height: 20px; margin: 5px auto;"></div> <div style="border: 1px solid green; width: 150px; height: 100px; margin: 5px auto;"></div> <div style="border: 1px solid green; width: 100px; height: 20px; margin: 5px auto;"></div> <div style="border: 1px solid green; width: 100px; height: 20px; margin: 5px auto;"></div> <p>August 29,2023 Dear Mon, I am excited to see you. I got a new pet and guess what? It's a cat, I named it Harry. Harry is a male hairy cat. Harry loves to scratch and climb. But his most favorite activities are eating and sleeping most of the time. I hope to see you soon.</p> <p>Your friend, Ching</p>	<p>expresses the same meaning.</p> <p>Jonathan was so excited that he couldn't stop talking about the movie he watched.</p> <p>I am scared that my dog will die.</p> <p>Some children get bored at long conversations.</p> <p>It makes me sad knowing that I can't go outside.</p> <p>He must be very angry to do some things like that.</p> <div style="text-align: center;">  </div>	<p>that you make with your hands to express emotions or convey additional information.</p> <p>-Teacher will identify the different hand gestures.</p> <p>Read the paragraph below and use the proper facial expressions and hand gestures.</p> <p><i>Hello my name is _____ and I am running for the Pupil Government. I am ____years old. The most important thing to me is to give my best ability to be a good leader. My three best traits are _____ . I promise to do my duty as your secretary. Don't forget to write my name in your ballot. Thank you!</i></p>
<p><i>Developing Understanding of the Key Idea/Stem</i></p>	<p>The teacher will give more examples of enumeration and narration.</p> <p>Covid-19 is a</p>	<p>Say: Do you have a friend? Have you experienced writing a letter? (Teacher shows a friendly letter) Structure of a Friendly</p>	<p>The parts of the letter are:</p> <p>1. Heading- is in the upper right corner of your letter. It shows the date</p>	<p>Facial Expressions -are configurations of different micromotor (small muscle) movements in the face that can be used to infer a</p>	<p>Teacher will show the different hand gestures here again.</p>

	<p>respiratory illness that is caused by different viruses. Most people infected by Covid-19 will experience mild and moderate respiratory illnesses and recover without any special treatment.</p> <p>As a grade 4 pupil, Emmanuel is already motivated in many ways. He does things in order so that he will not forget anything when he starts helping his parents. First, he would assist his mother in doing some household chores. Next, he would go to his father in the farm to feed the carabao on pasture. Then, he would gather firewood to be carried back home. Finally, he would burn the midnight oil working on his assignments and study his lesson.</p>	<p>Letter</p> <ol style="list-style-type: none"> 1. Heading- is in the upper right corner of your letter. It shows the date when the letter was written. 2. Greeting- is the way you say hello. You can just say "Dear John". Comma is used after the greeting. 3. Body – is where you write your message. 4. Closing – the way you say goodbye. Examples are: Sincerely, Your friend, Yours truly, 5. Signature – is where you sign your name. 	<p>when the letter was written.</p> <ol style="list-style-type: none"> 2. Greeting- is the way you say hello. You can just say "Dear John". Comma is used after the greeting. 3. Body – is where you write your message. 4. Closing – the way you say goodbye. 5. Signature – is where you sign your name. <p>In writing a friendly letter, we should also follow mechanics in indention, capitalization, spelling, and the proper use of punctuation marks.</p>	<p>person's discrete emotional state</p>	 <p>Say: Remember that when you talk in front of people, so make sure to use hand gestures and facial expressions.</p> <p>Other than hand gestures, there are also bodily movements that may suggest additional meaning. Using them can also make speaking more expressive.</p>
<p><i>Deepening Understanding of the Key Idea/Stem</i></p>	<p>What makes you think that the example is a narration?</p>	<p>Cut out the names of the parts of a letter and glue them in the correct boxes below.</p> <div style="border: 1px solid black; width: 100px; height: 20px; margin: 10px auto; text-align: center;">Body</div>	<p>Drag and drop the words from the box to identify the parts of the letter.</p> <div style="border: 1px solid black; width: 100px; height: 40px; margin: 10px auto; text-align: center;">Signature</div> <div style="border: 1px solid black; width: 100px; height: 20px; margin: 10px auto; text-align: center;">Heading</div>	<p>Read the story with proper facial expression.</p> <p><i>Alice slept early on Sunday evening. She was excited to go to school the</i></p>	<p>Why do we need to do hand gestures when we speak?</p> <p>What does each gesture suggest?</p>

		<table border="1"> <tr><td>Greeting</td></tr> <tr><td>Singature</td></tr> <tr><td>Closing</td></tr> <tr><td>Heading</td></tr> </table> <p>September 13, 2022 Dear Mac, Thank you for coming to my birthday party. By the way, I like your gift. God bless!</p> <p>Yours truly, Alex</p>	Greeting	Singature	Closing	Heading	<table border="1"> <tr><td>Body</td></tr> <tr><td>Closing</td></tr> <tr><td>Greeting</td></tr> </table> <p>Monday, Aug.21,2023 Dear Tom, How are you? I hope you're doing fine. I and my mom are coming to visit you in two days. I hope to visit the Botanical Garden and Baywalk. We also plan to swim on your beaches there. I can't wait to see you.</p> <p>Your cousin, Angel</p>	Body	Closing	Greeting	<p><i>next day. She arrived at the school so early. She was surprised when nobody was in school. She didn't know that there was an announcement of class suspension due to a typhoon. So, she went back home. On her way home, She saw the flooded road. She got scared of the thought that she can't go home. Her mother was too worried when Alice didn't arrive on time. She immediately took an umbrella and a raincoat and for her. Alice saw her mother waiting for her. This made her feel relaxed.</i></p> <p>What were the emotions mentioned in the story?</p>	<ol style="list-style-type: none"> 1. nodding 2. arms crossed 3. foot stomping 4. head turning sideways 5. thumbs up 6. index finger pointing to head 7. mouth pouting 8. eyes rolling 9. shoulders dropping 10. head held up
Greeting												
Singature												
Closing												
Heading												
Body												
Closing												
Greeting												
After/Post-Lesson Proper												
<i>Making Generalizations and Abstractions</i>	Differentiate narration from enumeration.	Give the meaning of each part of the letter. Heading Greeting Body Closing Signature	How can we write a friendly letter correctly?	Draw the different facial expressions.	Why do we need to use appropriate gestures in speaking?							
<i>Evaluating Learning</i>	I like everything about him - his smile, his personality, and his sense of humor.	Arrange the letter according to its parts. 1. Yours truly, 2. August 30,2023 3. Hi. I heard that you	Write courageous/heroic act that you did or an act of kindness that you have done.	Box the facial expression of the underlined noun used in the sentences below. Ana is excited to open her	Make a short paragraph about yourself and use hand gestures while reading it.							

	<p>She unpacked her suitcase, her toothbrush, her slippers, her shirt, her pants, and her laptop.</p> <p>I was seven years old when I started singing. My mother taught me to sing. My favorite song is Dream. As I got older, I became a choir member. Singing is a God-given talent that I will treasure.</p> <p>Activity: In your notebook, draw a table with 2 columns labeled Narration and Enumeration.</p> <p>Copy one paragraph that uses narration and another that shows enumeration from reading materials, such as newspapers, magazines and reference books.</p> <p>Underline parts in each paragraph that indicate that it is a narration or an enumeration.</p>	<p>passed your entrance exam in SLU. Congratulations my friend. Another achievement unlocked for you. I will visit you next month. See you soon.</p> <p>4. Melanie 5. Dear Michelle,</p>	<p>Rubrics: 5pts -Write with all the 5 parts of a letter. Proper Capitalization and Punctuation. All sentences are complete.</p> <p>4pts -Write with only 4 parts of a letter. 1-2 errors in capitalization and punctuation. Some sentences are complete.</p> <p>3pts -Write with 2-3 parts of a letter only. 3-4 errors in capitalization and punctuation. Only a few sentences are complete.</p> <p>2pts -Write with 1 part of a letter only. 4-5 errors in capitalization and punctuation. Incomplete sentences.</p>	<p>gifts.</p> <p></p> <p>The dog barks at the snake on a tree angrily.</p> <p></p> <p>Lucy was so nervous before her job interview.</p> <p></p> <p>Don't be shy Carla; you have a good voice.</p> <p></p> <p>Tom was scared to say that he broke the glasses.</p> <p></p>	<p>Rubrics: 5 pts (Great use of gestures and facial expressions) 4 pts (Contained some gestures and facial expressions) 3 pts (Needed more gestures and facial expressions) 2 pts (Contained little to no gestures and facial expressions)</p>
--	--	--	---	--	--

	<p>Rubric: Each paragraph correctly uses the target type of text. All the underlined parts or information indicate narration and enumeration. 3 points.</p> <p>Each paragraph correctly using the target type of text. Some underlined parts and information indicate narration and enumeration. 2 points</p> <p>One paragraph or both do not use the target type of text. Underlined parts and information do not indicate narration and enumeration. 1 point</p>				
<i>Additional Activities for Application or Remediation (if applicable)</i>					
<i>Remarks</i>					
<i>Reflection</i>					