

English

Quarter 1 – Module 3: Differentiating Common Nouns from Proper Nouns



English – Grade 2

Alternative Delivery Mode

Quarter 1 – Module 3: Differentiating common nouns from proper nouns

First Edition, 2020

Republic Act 8293, section 176 states that: No copyright shall subsist in any work of the Government of the Philippines. However, prior approval of the government agency or office wherein the work is created shall be necessary for exploitation of such work for profit. Such agency or office may, among other things, impose as a condition the payment of royalties.

Borrowed materials (i.e., songs, stories, poems, pictures, photos, brand names, trademarks, etc.) included in this module are owned by their respective copyright holders. Every effort has been exerted to locate and seek permission to use these materials from their respective copyright owners. The publisher and authors do not represent nor claim ownership over them.

Published by the Department of Education

Secretary: Leonor Magtolis Briones

Undersecretary: Diosdado M. San Antonio

Development Team of the Module

Writer:	Jhoanne S. Manaloto
Editor:	Rodel D. Lintag
Reviewers:	Liezl D. De Jesus, Rodel D. Lintag
Illustrator:	Arien Mark Q. Sunglao
Layout Artists:	Liezl D. De Jesus, Margie M. Manaloto,
Management Team:	Nicolas T. Capulong, Librada M. Rubio, Ma. Editha R. Caparas Nestor P. Nuesca, Ramil G. Ilustre, Rodel D. Lintag, Liezl D. De Jesus

Printed in the Philippines by _____

Department of Education – Region III

Office Address: Diosdado Macapagal Government Center
Maimpis City of San Fernando (P)

Telefax: (045) 598-8580 to 89; (045) 402-7003 to 05

E-mail Address: region3@deped.gov.ph

English

Quarter 1 – Module 3: Differentiating Common Nouns from Proper Nouns

Introductory Message

This Self-Learning Module (SLM) is prepared so that you, our dear learners, can continue your studies and learn while at home. Activities, questions, directions, exercises, and discussions are carefully stated for you to understand each lesson.

Each SLM is composed of different parts. Each part shall guide you to step-by-step as you discover and understand the lesson prepared for you.

Pre-tests are provided to measure your prior knowledge on lessons in each SLM. This will tell you if you need to proceed on completing this module or if you need to ask your facilitator or your teacher's assistance for better understanding of the lesson. At the end of each module, you need to answer the post-test to self-check your learning. Answer keys are provided for each activity and test. We trust that will be honest in using these.

In addition to the material in the main text, Notes to the Teacher are also provided to our facilitators and parents for strategies and reminders on how they can best help you on your home-based learning.

Please use this module with care. Do not put unnecessary marks on any part of this SLM. Use a separate sheet of paper in answering the exercise and tests.

If you have any questions in using this SLM or any difficulty in answering the tasks in this module, do not hesitate to consult your teacher or facilitator.

Thank you.



What I Need to Know

This module provides you with activities that will help you learn how to differentiate common nouns from proper nouns.

Activities in this module will also teach you to appreciate the things around you.

At the end of this module, you are expected to:

1. identify the noun/s; and
2. differentiate common nouns from proper nouns.



What I Know

Look at the picture.

What do you see in the picture?

What is it all about?



Read the dialogue and answer the questions that follow. Write your answers on a sheet of paper or in your notebook.

Vocabulary Words

- **stuff** – materials, supplies or equipment used in various activities
- **prevent** – to keep from happening or existing

Picnic Time

On a weekend, the Manaloto family decided to go for a picnic. Along the way, they saw a lot of trees and cars. After one hour, they arrived at Clark Picnic Grounds. Johannes and Jean were so happy.

Johannes: Come, Jean! Let us ride on that bicycle.

Jean: What a nice bicycle! But let us help mom and dad first with our stuff.

Mr. Manaloto: Let us put the picnic mat under this mango tree.

Mrs. Manaloto: All right. It is nice to stay here. Trees give us shade.

Johannes: Why are there many trees here, mom?

Mrs. Manaloto: People planted them years ago. Trees give us fruits, wood, and medicine. They also help prevent floods.

Jean: That is why trees are important. The family went home happily.

Questions:

1. Who are the characters in the dialogue?
2. Where did they go for a picnic?
3. What are the things they saw?

Lesson

1







Differentiating Common Nouns from Proper Nouns

Learning to differentiate common nouns from proper nouns is an important skill that we should learn. It helps us in identifying all the objects around us.



What's In

Name the nouns mentioned in the dialogue.

 mountain	 Johannes	 Athena
 Jean	 Mrs. Manaloto	 Lolo Ando

 <p>mango tree</p>	 <p>fruits</p>	 <p>cars</p>
 <p>bicycle</p>	 <p>shoes</p>	 <p>Mr. Manaloto</p>



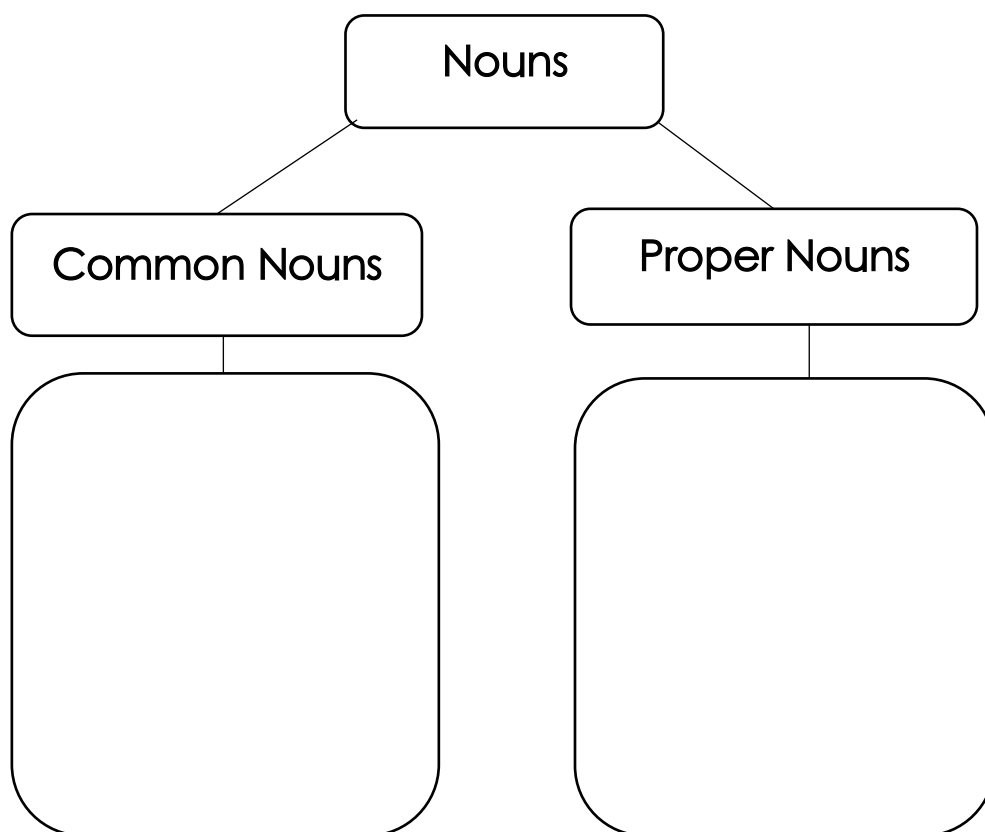
Notes to the Teacher

The teacher must consider the prerequisite skills needed in the development of this competency including the schema or background knowledge which may reinforce learning. This module will help the learners bridge the gap of learning to attain mastery of the lesson in its spiral progression.



What's New

Group the nouns mentioned in the dialogue by using the Tree Map below. Do this in your notebook.



What is it

Remember:

- **Nouns** are names of persons, places, things, animals, or events. They may be classified as **common** or **proper**.

- **Common nouns** are common names of persons, places, things, animals, or events. They start with a small letter (unless they begin a sentence).

Examples are **trees, cars, shoes, fruits, and mountain.**

- **Proper nouns** are specific names of persons, places, things, animals, or events. They always start with a capital letter.

Examples are **Jean, Johannes, Lolo Ando, Mango Tree, Mr. Manaloto, Mrs. Manaloto and Clark Picnic Grounds.**



What's More

Guided Activity 1

Write C if the underlined word is a common noun and P if it is a proper noun. Write your answers on a sheet of paper or in your notebook.

- _____ 1. I love to eat fruits.
- _____ 2. We live in Pampanga.
- _____ 3. Edgar Santiago is our mayor.
- _____ 4. My grandparents love to read newspapers.
- _____ 5. Johanna is an obedient child.

Guided Assessment 1

Match each proper noun with the common noun that best names it. Write your answers in your notebook.

	A	B
_____1.	Earth	A. country
_____2.	Martina	B. dog
_____3.	Blackie	C. girl
_____4.	Philippines	D. planet
_____5.	Rodrigo Duterte	E. president

Guided Activity 2

Give a proper or common noun for each given noun mentioned in the dialogue. Write your answers in your notebook.

1. Jean - _____
2. Clark Picnic Grounds - _____
3. Mr. Manaloto - _____
4. pet - _____
5. tree - _____

Guided Assessment 2

The common nouns and proper nouns got mixed in the box. Write each noun under the proper heading. Write your answers in your notebook.

church	toy	pencil	newspaper
tower	Taal Volcano	market	Dr. Cruz
	Batangas City		John Cruz
Common Nouns		Proper Nouns	

Independent Activity 1

Color the proper nouns red and yellow for common nouns. Do the activity in your notebook.

rose	Miss Reyes	girl	toothpaste
friend	planet	MMDA	April
Duhat Street	Boracay	store	bird

Independent Assessment 1

Write C for common nouns and P for proper nouns in your notebook.

- ___ 1. teacher
- ___ 2. Cool White Toothpaste
- ___ 3. restaurant
- ___ 4. Pasig River
- ___ 5. day

Independent Activity 2

Draw a line to match the proper noun to its common noun. Do this activity in your notebook.

boy	English
mall	Nathaniel
city	Monday
subject	Big C Supermall
day	San Fernando

Independent Assessment 2

Fill in the blank spaces with a common or proper noun. Write your answers in your notebook.

Common Nouns	Proper Nouns
girl	
	Miss Elena
town	
	San Agustin Integrated School
movie	_____



What I Have Learned

Nouns are naming words.

Common Nouns are common names of persons, places, things, animals, or events. They start with a small letter (unless they begin a sentence).

Proper nouns are specific names of persons, places, things, animals, or events. They always start with a capital letter.

Common Nouns

girl	child
country	town
cat	day

Proper Nouns

John	Ella
Philippines	Tuesday
San Fernando	Kitty



What I Can Do

Identify the underlined word in each sentence. Write CN if it is a common noun and PN if it is a proper noun. Write your answers in your notebook.

- _____ 1. Tomas had a birthday party on Wednesday.
- _____ 2. Thanksgiving and Christmas are my favorite holidays.
- _____ 3. We enjoyed our field trip at the Kangaroo Island.
- _____ 4. City of San Fernando is known for its Giant Lantern Festival.
- _____ 5. Trees give us shade.



Assessment

Choose a common or proper noun to fill in each blank. Write your answers in your notebook.

1. I am so happy that today is _____.
(Monday/monday)
2. My dad is going to take me to the _____.
(Store/store)
3. We are going to buy some _____. (Toys/toys)
4. My mom makes pizza every _____.
(Tuesday/tuesday)
5. I saw my _____ last night. (Friend/friend)



Additional Activities

Choose the letter of the correct answer. Write your answers in your notebook.

1. Use a **proper noun** to complete this sentence.

_____ plays with me at school.

- A. He B. Jose C. My friend

2. Which noun best completes the sentence?

We always travel to the beach in _____.

- A. April B. april C. Monday

3. Which noun best completes the sentence?

I live in _____.

- A. pampanga B. here C. Pampanga

4. Which noun best completes the sentence?

My dog _____ barks all the time.

- A. brown B. rusty C. Rusty

5. Use a **common noun** to complete this sentence.

Mother goes to the _____ every Saturday.

- A. market B. Market C. Supermarket



Answer Key

What I Know

1. Jean, Johannes, Mr. Mandalo, Mrs. Mandalo, Clark Picnic Grounds
2. trees, cars, bicycle
3. trees, cars, bicycle

What's In

Encircled pictures

- Johannes
- Jean
- Mrs. Mandalo
- Mr. Mandalo
- bicycle
- Mango tree
- fruits
- cars

What's More

Guided Activity 1

1. C
2. P
3. P
4. C
5. P

Guided Assessment 1

1. D
2. C
3. B
4. A
5. E

What's More

Guided Activity 2
-Answers may vary.

Guided Assessment 2

Common	Proper
church	Taal Volcano
toy	Batangas City
newspaper	Dr. Cruz
tower	John Lloyd Cruz
pencil	
market	

Independent Activity 1

Red – Rose, Miss Reyes, -MMDA, April, Duhat Street and Boracay

Yellow – girl, toothpaste, planet, friend, store, and bird

Independent Assessment 1

1. C
2. P
3. C
4. P
5. C

Independent Activity 2

mall – Big C
Supermall
boy – Nathaniel
city – San Fernando
subject – English
day – Monday

Independent Assessment 2

- Answers may vary.

What I Can Do

1. PN
2. CN
3. PN
4. PN
5. CN

Assessment

1. Monday
2. store
3. toys
4. Tuesday
5. friend

Additional Activities

1. A
2. A
3. C
4. C
5. A

References

"5 Noun Lessons You Need to Teach in 1st Grade - Part 3".

2020.Frogsfairiesandlessonplans.Com.

<https://www.frogsfairiesandlessonplans.com/search?q=com+and+proper+nouns>

Hipolito, Myrna, Magdalena Rosopa, Porfiria Santos, Marimel Jane Polita, Eliza Cerveza, Rose Ann Pamintuan, Nerissa Lomeda, and Amcy Esteban. 2013. English 2 Learner'S Material. 1st ed. Philippines: Department of Education

"K To 12 Curriculum Guide in English". 2016. Deped.Gov.Ph.

<https://www.deped.gov.ph/wp-content/uploads/2019/01/English-CG.pdf>.

Department of Education. "K To 12 Most Essential Learning Competencies with Corresponding CG Codes". Pasig City: Department of Education Central Office, 2020.

For inquiries or feedback, please write or call:

Department of Education-Bureau of Learning Resources (DepEd-BLR)

Ground Floor, Bonifacio Bldg., DepEd Complex
Meralco Avenue, Pasig City, Philippines 1600

Telefax: (632) 8634-1072; 8634-1054; 8631-4985

Email Address: blr.lrqad@deped.gov.ph * blr.lrpd@deped.gov.ph