


English

Quarter 1 – Module 4: Recognizing the Use of A/An + Noun



English – Grade 2
Alternative Delivery Mode
Quarter 1 – Module 4: Recognizing the use of A/An + Noun
First Edition, 2020

Republic Act 8293, section 176 states that: No copyright shall subsist in any work of the Government of the Philippines. However, prior approval of the government agency or office wherein the work is created shall be necessary for exploitation of such work for profit. Such agency or office may, among other things, impose as a condition the payment of royalties.

Borrowed materials (i.e., songs, stories, poems, pictures, photos, brand names, trademarks, etc.) included in this module are owned by their respective copyright holders. Every effort has been exerted to locate and seek permission to use these materials from their respective copyright owners. The publisher and authors do not represent nor claim ownership over them.

Published by the Department of Education
Secretary: Leonor Magtolis Briones
Undersecretary: Diosdado M. San Antonio

Development Team of the Module

Writer:	Jo Ane J. Vital
Editor:	Rodel D. Lintag
Reviewers:	Liezl D. De Jesus, Rodel D. Lintag
Illustrator:	Norylen D. Cunanan
Layout Artists:	Kimberly Ann M. Paras, Melinda B. De Lazo
Management Team:	Nicolas T. Capulong, Librada M. Rubio, Ma. Editha R. Caparas, Nestor P. Nuesca, Ramil G. Ilustre, Rodel D. Lintag, Liezl D. De Jesus

Printed in the Philippines by _____

Department of Education – Region III

Office Address: Diosdado Macapagal Government Center
Maimpis City of San Fernando (P)
Telefax: (045) 598-8580 to 89; (045) 402-7003 to 05
E-mail Address: region3@deped.gov.ph

English

Quarter 1 – Module 4: Recognizing the Use of A/An + Noun

Introductory Message

This Self-Learning Module (SLM) is prepared so that you, our dear learners, can continue your studies and learn while at home. Activities, questions, directions, exercises, and discussions are carefully stated for you to understand each lesson.

Each SLM is composed of different parts. Each part shall guide you step-by step as you discover and understand the lesson prepared for you.

Pre-tests are provided to measure your prior knowledge on lessons in each SLM. This will tell you if you need to proceed on completing this module or if you need to ask your facilitator or your teacher's assistance for better understanding of the lesson. At the end of each module, you need to answer the post-test to self-check your learning. Answer keys are provided for each activity and test. We trust that you will be honest in using these.

In addition to the material in the main text, Notes to the Teacher are also provided to our facilitators and parents for strategies and reminders on how they can best help you on your home-based learning.

Please use this module with care. Do not put unnecessary marks on any part of this SLM. Use a separate sheet of paper in answering the exercises and tests. And read the instructions carefully before performing each task.

If you have any questions in using this SLM or any difficulty in answering the tasks in this module, do not hesitate to consult your teacher or facilitator.

Thank you.



What I Need to Know

This module provides you with activities that will help you learn about the use of a/an + noun. Activities in this module will also teach you the proper way of using them in your day to day life.


At the end of this module, you are expected to:

1. recognize the use of a/an + noun; and
2. use a/an with nouns correctly.



What I Know

This is a picture of a family having a picnic. Let's find out the things the family does during their picnic. Put a check (✓) in the box if the activity is observed in the picture and a cross (X) if it is not. Write your answers on a separate sheet of paper or in your notebook.



1. a boy playing a boat
2. a girl catching a butterfly
3. an airplane in the sky
4. an owl on the tree
5. a mother taking some pictures

Lesson

1

Recognizing the Use of a/an + Noun

Some words are long, some are short, but even if they are short words, they play an important role in the English language.

These words are called *articles*.

The words a and an are articles. These words are always used with nouns.

These are special kinds of adjectives.

They give information about nouns.



What's In

Read the story below. Identify the articles used in the story then answer the questions that follow.

Out for a Picnic

One Saturday morning, my family and I went on a picnic. We have lots of packed food to eat. We drove to a beautiful park. We saw a tree near the lake. We chose to stay under the big tree and we sat on a blanket. We saw a boy flying a kite and a girl riding on a bike. We also saw a vendor selling balloons. Mother bought me a red balloon. It was really a nice day. We had a wonderful time.

Read and answer the questions orally.

1. What did the whole family do one Saturday morning?
 - a. had a picnic
 - b. went to the mall

2. What did they bring?
 - a. clothes
 - b. food

3. Where did they sit on?
 - a. on a blanket
 - b. on the rocks

4. What did they see in the sky?
 - a. kite
 - b. plane

5. Who is riding on a bike?
 - a. a boy
 - b. a girl



What's New

- An **article** is a word with a very important job.
- **Articles** are special kinds of adjectives. They give information about nouns.
 - **A** and **an** are articles. These words are always used with nouns.
 - If the nouns begin with a consonant sound, use **a**.
Examples: **a** boy
 a tiger
 a bicycle
 - If the nouns begin with a vowel sound, use **an**.
Examples: **an** orange
 an inkpot
 an octopus


Which is correct? Write your answer on a separate sheet of paper or in your notebook.

1. **a tree** or **an tree** _____
2. **a bag** or **an bag** _____
3. **a owl** or **an owl** _____
4. **a egg** or **an egg** _____
5. **a dog** or **an dog** _____



What is It

Choose the correct article to describe each noun. Do the activity on a sheet of paper or in your notebook.




1. (a, an) hen



2. (a, an) elf



3. (a, an) house




4. (a, an) ant



5. (a, an) castle

Are you now familiar with the use of a/an + noun?

Let's move on.



What's More

Remember this!

- Use a or an only with singular nouns.
Singular means only one.

Examples:

A vase means one vase.

A big balloon means one big balloon.

An electric fan means one electric fan.

An old woman means one old woman.

Other examples...

a toy

a pen

a cat

an airplane

an umbrella

an owl

Put a check (✓) if the given phrase uses a correct article or a cross (X) if it does not. Write your answer on a sheet of paper or in your notebook.

- ____ 1. an orange
- ____ 2. a flowers
- ____ 3. a butterflies
- ____ 4. a bag
- ____ 5. an elephants

Guided Activity 1

On a separate sheet of paper or in your notebook, use **a** or **an** before the following words.

1. ____pencil



2. ____insect



3. ____mask



4. ____telephone



5. ____envelope




Guided Activity 2

What is this? Write your answer on a sheet of paper or in your notebook.


an ant

a bat



an eagle

a parrot




a fan

an umbrella



a flower

an ice cream



Guided Assessment 1

Underline the correct article to complete each sentence. Do this on a separate sheet of paper or in your notebook.

1.	The man is riding (a, an) boat.
2.	I ate (a, an) apple.
3.	Vincent saw (a, an) elephant.
4.	Ana drew (a, an) tree.
5.	Angela is reading (a, an) book.

Guided Assessment 2

Write a or an on the blank. Write your answers on a separate sheet of paper or in your notebook.

1.	I have ___ yellow bell.
2.	She baked ___ cake.
3.	Aljur fried ___ egg.
4.	He owns ___ orange bicycle.
5.	Erica sang ___ song.

Independent Activity 1

A. Fill in each blank with an article (**a** or **an**) to complete the sentence. Write your answer on a separate sheet of paper or in your notebook.

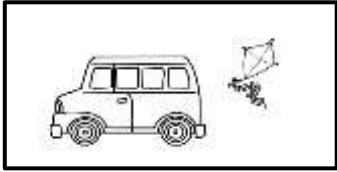


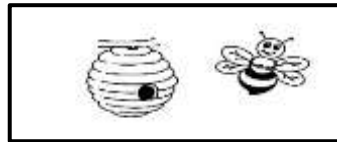

1. The best time to see _____ **star** is at night.
2. _____ **good friend** tells you the truth.
3. I ate _____ **boiled egg** for breakfast.
4. I see _____ **elephant** at the circus.
5. _____ **kind friend** is _____ **gift**.

B. Choose the correct article (a, an) and color the bubble red. Do this activity on a separate sheet of paper or in your notebook.

1. Maria works in _____ hospital.
 an **a**
2. She is _____ nurse.
 an **a**
3. She has _____ cute little patient.
 an **a**
4. She loves to give her patient _____ apple every day.
 an **a**
5. All her patients were happy to have _____ nurse like her.
 an **a**

Independent Activity 2

A. Write **a** or **an** on the blanks. Write your answers on a separate sheet of paper or in your notebook.

1.  _____ bus and _____ kite
2.  _____ fish and _____ starfish
3.  _____ eye and _____ hand
4.  _____ hive and _____ bee
5.  _____ boy and _____ guitar

B. On a separate sheet of paper or in your notebook, circle the correct article (**a**, **an**) in each sentence.

1. Elise wanted to read (**a**, **an**) story book for her classmates.
2. Carmina put (**a**, **an**) orange on her yogurt.
3. Put (**a**, **an**) raincoat on when you go out in the rain.
4. (**A**, **An**) old woman came to feed the dog.
5. (**A**, **An**) oval is shaped like (**a**, **an**) egg.

Independent Assessment 1

Box the correct article for each underlined noun in the sentence. Do this on a separate sheet of paper or in your notebook.

1. (A, An) dog is a cute pet.
2. (A, An) ant works hard.
3. (A, An) car passed by.
4. (A, An) doctor cured the sick kid.
5. (A, An) arrow is a sign pointing to a direction.



What I Have Learned

ARTICLES

(a, an + noun)

a + consonant

a + lamp
door
house
bag
tomato

an + vowel

an + apple
elephant
ice-cream
orange
umbrella

- ✓ We only use a or an with singular nouns.
- ✓ **Singular** means **only one**.

Examples:

- A vase means one vase.
- A big balloon means one big balloon.
- An electric fan means one electric fan.
- An old woman means one old woman.

➤ Why is it important to learn the use of a/an + noun?

It is important to learn how to use a/an with nouns so that we would use or write correct sentences.



What I Can Do

On a separate sheet of paper or in your notebook, use the following words in a sentence with the correct article a or an.

1. candle

2. cheese

3. paper



Assessment

A. **Yes or No.** Check **Yes (/)** if the given phrase has the correct article and **No (X)** if it does not have. Do the activity on a separate sheet of paper or in your notebook.

- | | | |
|-------------|--------|-------|
| 1. a man | Yes___ | No___ |
| 2. an apple | Yes___ | No___ |
| 3. a dog | Yes___ | No___ |
| 4. an owl | Yes___ | No___ |
| 5. an frog | Yes___ | No___ |

B. Complete the short story by supplying the correct article **a** or **an**. Do the activity on a separate sheet of paper or in your notebook.

The Poor Little Girl

Once, there was ___ little girl named Annie. She was ___ beautiful lass. Every day, after her class, she sells eco-bags in the market. With her charm, many people buy her eco-bags. Annie was so happy and thankful to those who buy. With ___ grateful heart, she always prays to God and thank Him. She is really ___ thankful and prayerful girl. Even though they are poor, she is ___ happy girl as she always thanks God for being with them all the time.











Additional Activities

A. Put a star (★) if the given phrase has a correct article and a cross (✕) if it has a wrong article. Write your answers on a separate sheet of paper or in your notebook.

1. ____ an orange
2. ____ a flower
3. ____ a book
4. ____ an vase
5. ____ a envelope

B. Label the pictures. Then, write the words in the correct column in the table below. Do the activity on a separate sheet of paper or in your notebook.

 1. <input type="text"/>	 2. <input type="text"/>	 3. <input type="text"/>	 4. <input type="text"/>
 5. <input type="text"/>	 6. <input type="text"/>	 7. <input type="text"/>	 8. <input type="text"/>

umbrella	Pencil	flower	envelope
apple	cupcake	tree	butterfly

A	An



Answer Key

1-4. a	5. b
What's In	
1. /	
2. /	
3. X	
4. /	
5. /	
What I Know	

1. a tree	2. a bag	3. an owl	4. an egg	5. a dog
What's New				
1. a	2. an	3. a	4. an	5. a
What Is It				

1. ✓	2. X	3. X	4. ✓	5. X
What's More				

1. a	2. an	3. a	4. a	5. an
Guided Activity 1				
1. a bat	2. a parrot	3. an umbrella	4. a flower	
Guided Activity 2				
1. a 2. a 3. an 4. a 5. a				
Guided Assessment 1				
1. a 2. an 3. an 4. a 5. a				
Independent Activity 1				
A. 1. a	B. 1. a	2. a	3. a	4. an
5. a, a				
Independent Activity 2				
A. 1. a, a	B. 1. a	2. a, a	3. an, a	4. a, a
5. a, a				

A. 1	★
2	X
3	★
4	X
5	X
Additional Activities	
1. A	
2. An	
3. A	
4. A	
5. An	
What I Can Do	
<i>Answers vary.</i>	
Assessment	
A. 1. Yes	B. 1. a
2. Yes	2. a
3. Yes	3. an
4. Yes	4. a
5. No	5. a
Additional Activities	
1. flower	5. pencil
2. butterfly	6. umbrella
3. tree	7. apple
4. envelope	8. cupcake
A	An
flower	apple
butterfly	envelope
tree	umbrella
pencil	
cupcake	

References

Hipolito, Myrna, Magdalena Rosopa, Porfiria Santos, Marimel Jane Polita, Eliza Cerveza, Rose Ann Pamintuan, Nerissa Lomeda, and Amcy Esteban. 2013. English 2 Learner's Material. 1st ed. Philippines: Department of Education

"K To 12 Curriculum Guide in English". 2016. Deped.Gov.Ph.
<https://www.deped.gov.ph/wp-content/uploads/2019/01/English-CG.pdf>.

Department of Education. "K To 12 Most Essential Learning Competencies with Corresponding CG Codes". Pasig City: Department of Education Central Office, 2020.

For inquiries or feedback, please write or call:

Department of Education-Bureau of Learning Resources (DepEd-BLR)

Ground Floor, Bonifacio Bldg., DepEd Complex
Meralco Avenue, Pasig City, Philippines 1600

Telefax: (632) 8634-1072; 8634-1054; 8631-4985

Email Address: blr.lrqad@deped.gov.ph * blr.lrpd@deped.gov.ph