


English

Quarter 1 - Module 11: Let's Talk



GOVERNMENT PROPERTY
NOT FOR SALE

English– Grade 3
Alternative Delivery Mode
Quarter 1 – Module 11: Let’s Talk
First Edition, 2020

Republic Act 8293, section 176 states that: No copyright shall subsist in any work of the Government of the Philippines. However, prior approval of the government agency or office wherein the work is created shall be necessary for exploitation of such work for profit. Such agency or office may, among other things, impose as a condition the payment of royalties.

Borrowed materials (i.e., songs, stories, poems, pictures, photos, brand names, trademarks, etc.) included in this module are owned by their respective copyright holders. Every effort has been exerted to locate and seek permission to use these materials from their respective copyright owners. The publisher and authors do not represent nor claim ownership over them.

Published by the Department of Education
Secretary: Leonor Magtolis Briones
Undersecretary: Diosdado M. San Antonio

Development Team of the Module

Writer: Pelagio III P-jay B. Tabugoc

Editors: Melody Jane Cajes, Mark Fil L. Tagsip, Nancy P. Sumagaysay

Reviewers: Marites L. Caluban, Divilyn M. Rodriguez, Christopher U. Gonzales

Illustrator: Jake Joven B. Abendan

Layout Artist: Mark Fil L. Tagsip

Management Team: Allan G. Farnazo

Reynaldo B. Mellorida

Mary Jeanne B. Aldeguer

Maria Concepcion K. Wong

Analiza C. Almazan

Susan N. Salazar

Ma. Cielo D. Estrada

Merlyn M. Lasaca

Manuel P. Vallejo

Nancy P. Sumagaysay

Printed in the Philippines by _____

Department of Education – Region XI

Office Address: F. Torres St., Davao City

Telefax: (082) 291-1665; (082) 221-6147

E-mail Address: region11@deped.gov.ph * lrms.regionxi@deped.gov.ph

3

English

Quarter 1 - Module 11:
Let's Talk

Introductory Message

This Self-Learning Module (SLM) is prepared so that you, our dear learners, can continue your studies and learn while at home. Activities, questions, directions, exercises, and discussions are carefully stated for you to understand each lesson.

Each SLM is composed of different parts. Each part shall guide you step-by-step as you discover and understand the lesson prepared for you.

Pre-tests are provided to measure your prior knowledge on lessons in each SLM. This will tell you if you need to proceed on completing this module or if you need to ask your facilitator or your teacher's assistance for better understanding of the lesson. At the end of each module, you need to answer the post-test to self-check your learning. Answer keys are provided for each activity and test. We trust that you will be honest in using these.

In addition to the material in the main text, Notes to the Teacher are also provided to our facilitators and parents for strategies and reminders on how they can best help you on your home-based learning.

Please use this module with care. Do not put unnecessary marks on any part of this SLM. Use a separate sheet of paper in answering the exercises and tests. And read the instructions carefully before performing each task.

If you have any questions in using this SLM or any difficulty in answering the tasks in this module, do not hesitate to consult your teacher or facilitator.

Thank you.



What I Need to Know

This module was designed to help you master the skill on how to start and build a good conversation with your peers in school. The scope of this module permits it to be used in many different learning situations. The language used recognizes the diverse vocabulary level of students. The lessons are arranged to follow the standard sequence of the course. But the order in which you read them can be changed to correspond with the textbook you are now using.

After going through this module, you are expected to initiate conversations with peers in a variety of school settings **(EN3OL-Ia-3.8)**.

Enjoy your journey. Good luck!



What I Know

Self-Check

The following skills are important when having a conversation with someone. Know the skills that tell you how sociable you are.

Directions: Read and tick the box that corresponds to your answer. Write your answers on a separate sheet of paper.

| How I Can | Always | Sometimes | Never |
|--|--------|-----------|-------|
| 1. I can pay attention to someone who is talking. | | | |
| 2. I can talk to someone about different topics. | | | |
| 3. I can decide on what questions to ask. | | | |
| 4. I can let people know that I am thankful for good things. | | | |
| 5. I can ask for help whenever I need it. | | | |

Lesson

1

Let's Talk


Wherever you are and whatever you may be doing, you always get to talk with someone. You chat about a lot of things – your life, your hobbies, your family or practically anything else.

In your school, you deal with so many people. You talk to your teachers, your classmates and schoolmates. In doing so, you should consider the flow of your conversation so you will be able to understand each other very well. You have to put in mind that a nice conversation is a great key for better understanding and for building ties with people around you.



What's In

Directions: Read the dialogue in the next page. Identify the two – syllable words used in the conversation. Write them on the box provided below.




Benjie: Come, Carlo. Play hide-and-peek with us.

Carlo: Okay, Benjie. But let me finish first the task that Mrs. Santos gave me. She wanted me to carry these little boxes to the principal's office.

Benjie: Alright. We'll help you carry the boxes so we can play after that.

Carlo: Really? Oh, thank you Benjie.

Benjie: You're welcome.





What's New

Directions: Read the dialogue below. Answer the questions that follow.

Motive Question:

- What are you most excited about the incoming “new normal” this school year?

A Sandwich for Selena by Pelagio III P-jay B. Tabugoc

It was recess time. Franco went to the canteen to satisfy himself by eating healthy foods. He bought 2 egg sandwiches and a glass of lemonade for snacks. After paying the bill at the cashier, he went on to look for a vacant table. Then he spotted his classmate, Selena, sitting alone at the canteen.

Franco: Hello Selena! Is this seat taken? Can I share the table with you?

Selena: Oh Franco! Hi! Sure. You can sit here with me.

Franco: Thank you, Selena. By the way, have you submitted your output in our English class?

Selena: Not yet, Franco. I am actually working on it now. I can't focus in our classroom and since I am also a bit hungry, I decided to go here so I can continue working on it.

Franco: Oh! I see. What did you have for snacks then? I learned from my mom that your brain functions well if you eat the right food.

Selena: Well, I just had a bag of chips earlier and a soda.

Franco: Not that I'm saying it's not good but I think it's best for you to eat healthy foods. It will help your brain think well and make your body becomes healthy. Here, you can have this sandwich and I'll share it with you.

Selena: That's so kind of you Franco. Thank you so much. I'll bear that in mind next time. I'm already finishing up my output. Can you wait for me for a couple of minutes before we can head back to our classroom together?

Franco: Sure. That won't be a problem. I'll just wait for you Selena.

Selena: Thanks, Franco.

Comprehension Questions

1. What did Franco have for snacks?
2. What was Selena doing at the canteen? What did she have for snacks?
3. What did Franco offer Selena? Why?
4. If you were Selena, how would you feel about Franco's kindness?



What is It

A conversation is the use of language to exchange thoughts and ideas. It is a tool to get the message across. When having a conversation with someone, it is important to bear in mind the parts below

1. Greeting

- this is when you say hi or hello

2. Introduction

- this is when you start to open a topic

3. Exchange

- this is when you discuss on certain points about your topic
- it is important to stay on the topic
- always use polite words in speaking

4. Summary

- this is when you wrap up your talk and ensure that you understand each other

5. Closing

- this is when you say your gratitude for his or her time before saying goodbye







What's More

Activity A.1 Just Say It


Direction: Complete the conversation by supplying the comic strips below.

Francis and James were walking home from school together. They wondered what happened during the whole day, so they asked each other about it.



Activity A.2 Picture Story

Directions: Examine the illustration below. Supply the dialogue with the possible details about their conversation.



Samantha: _____
_____.

Arthur: _____
_____.

Samantha: _____
_____.

Arthur: _____
_____.

Activity B. Conversation Starter

Directions: Pretend that you will be having an online conversation with your best friend and you want to talk about the things that you did during the COVID – 19 quarantine days. List 5 questions that you want to ask your friend to start your conversation.

1. _____?

2. _____?

3. _____?

4. _____?

5. _____?



What I Have Learned

Directions: Answer the following questions. Write your answers on a separate sheet of paper.

1. What is a conversation?
2. What are the parts of a conversation?
3. How can you keep the atmosphere great in a conversation with peer?



What I Can Do

Make Believe

Directions: Pretend that you are having a conversation with your classmate inside your room. Supply the vacant spaces with the sentences to complete the dialogue below.

You and your friend were asked by your teacher to water the plants at the back of your classroom. When you saw the healthy plants, you talked about the ones you have at home.



Your friend: Oh! What beautiful plants we have in here,
_____ (your name). We have been
running and playing here every day, but this is the
first time that I noticed them healthy. What do you
think?

You:

Your friend: We have many plants at home. How about you?
Can you name a few?

You:

Your friend: It's good to see healthy plants around you. What
do they need in order to be healthy?

You:

Your friend: Alright. We're done with our task. Let's go back
inside so we can tell our teacher how beautiful
and healthy our plants are.



Assessment

Directions: Determine which part of the school the following conversations take place. Write your answer on the blank after each conversation.

1. Leo: Hi Martin! Have you finished reading the book about the Philippine islands?
Martin: Hello Leo! Yes, I have. In fact, I will return this now.
Leo: Okay! Maybe I'll go with you in the library, because I'll borrow that book right after you return it.
Martin: Okay, Leo.
-

2. Gina: Hi there Carla! What food do you want to buy?
Carla: Oh, hey Gina! I want to have some **Kutsinta**. I also want to try that colorful **Sapin-Sapin** over there.
Gina: Those are great choices. They taste really great.
Carla: I bet they do. Come, let's buy and sit over there.
-

3. Jack: Those are really cool shoes Bryan.
Bryan: Thank you, Jack. Mom gave them to me as a birthday present. I do really like them.
Jack: Have you tried playing on the court wearing those?
Bryan: Not yet. But, we can check it now. Come on! Let's play basketball.
-

4. Teacher: What is the product of 263 multiplied by 15?
Ryan: Excuse me ma'am, I have an answer.
Teacher: Yes, Ryan. Go to the board and show the whole class your answer.
Ryan: Yes, ma'am.
-

5. Mina: Wow Dianne! Your group's vegetables are ready for harvest. These tomatoes are really healthy looking.
Dianne: Indeed, they are Mina. Mrs. Cruz will be happy if she sees our bountiful harvest.
Mina: Yes, she will. We'll also harvest our egg plants and spring onions.
Dianne: Okay, Mina.



Additional Activities

You were asked by your teacher, Ms. Ramos, to borrow garden tools from the janitor because she's going to uproot few plants from your classroom's flower garden later in the afternoon. What would be your conversation with the school janitor? List 5 sentences that you will use in your conversation.

- 1.
- 2.
- 3.
- 4.
- 5.



Answer Key

| | | |
|--|--|--|
| <p>Assessment</p> <ol style="list-style-type: none"> 1. at the library 2. at the canteen 3. at the school 4. inside the classroom 5. at the garden | <p>What I Can Do</p> <p>Possible replies:</p> <p>You: Yes, you are right. I was also amazed as I look at them now. They are healthy and blooming.</p> <p>You: Yes, we do. We have cactus and succulents. We also have different varieties of snake plants.</p> <p>You: We should water them regularly and make sure they get enough sunlight to be healthy.</p> | <p>What's More</p> <p>Activity A.2</p> <p>Samantha and Arthur could be talking about their tasks in keeping their classroom clean.</p> <p>Activity B</p> <p>Possible answers</p> <ol style="list-style-type: none"> 1. How are you doing? 2. What keeps you busy? 3. Are you excited about the opening of classes? |
| <p>What's More</p> <p>Activity A.1</p> <p>Possible exchange of answers</p> <p>Francis: Hi James. How was your day?</p> <p>James: Hello Francis. It was fun. Thanks for asking. How about yours?</p> <p>Francis: It was quite amazing, as well. I got perfect scores in our tests in Math and English subjects.</p> <p>James. That's great! We also did well in our performances in Music and Physical Education.</p> | <p>What's In</p> <ul style="list-style-type: none"> • finish • wanted • carry • boxes • offer • welcome • really • office | <p>What I Know</p> <p>Answers may vary.</p> |

References

K to 12 English Curriculum Guide May 2016, pg. 2-13. Department of Education. DepEd Complex, Meralco Ave., 1600 Pasig City, Philippines.

Flores, Ponciano Mil, Esperanza D. Cruz, Ana Lou Caspi, Criselda DG Ochang, Jeanette V. Sison, Raymond Bustamante, Rose B. Pamintuan, Jelly L. Sore, Aurea L. Mazo, Myra R. Labay, Ivy Romano, Leah Bautista, Dinah Bonao, Evelyn Mamangon, Josie Mendoza. *Let's Get Better in Reading*. Pasig City: Department of Education, 2015, 2-11.

For inquiries or feedback, please write or call:

Department of Education - Bureau of Learning Resources (DepEd-BLR)

Ground Floor, Bonifacio Bldg., DepEd Complex
Meralco Avenue, Pasig City, Philippines 1600

Telefax: (632) 8634-1072; 8634-1054; 8631-4985

Email Address: blr.lrqad@deped.gov.ph * blr.lrpd@deped.gov.ph