


Arts

Quarter 2 – Module 1:

Arts and Crafts,

Mirrors of the Region's Identity

(Attire, Fabrics, Tapestries and Crafts, Accessories and Body Ornamentation of MIMAROPA and Visayas)



Arts - Grade 7
Alternative Delivery Mode
Quarter 2 - Module 1: Arts and Crafts, Mirrors of the Region's Identity
(Attire, Fabrics, Tapestries and Crafts, Accessories and
Body Ornamentation of MIMAROPA and Visayas)
First Edition, 2020

Republic Act 8293, section 176 states that: No copyright shall subsist in any work of the Government of the Philippines. However, prior approval of the government agency or office wherein the work is created shall be necessary for exploitation of such work for profit. Such agency or office may, among other things, impose as a condition the payment of royalties.

Borrowed materials (i.e., songs, stories, poems, pictures, photos, brand names, trademarks, etc.) included in this book are owned by their respective copyright holders. Every effort has been exerted to locate and seek permission to use these materials from their respective copyright owners. The publisher and authors do not represent nor claim ownership over them.

Published by the Department of Education
Secretary: Leonor Magtolis Briones
Undersecretary: Diosdado M. San Antonio

Development Team of the Module

Author:	Jhunness Bhaby A. Villalobos
Content Editor:	Emmanuel C. Alveyra
Language Editors:	Cherrie Rose L. Desaliza, Gladys F. Cantos
Reviewers:	Emmanuel C. Alveyra, Nikka G. Javarez, Norman G. Pereira, Orlando P. Puno, Jumar.L. Nolasco, Nathaniel M. Badenas
Illustrator:	Reymark L. Miraples, Louie J. Cortez, Richard Amores, Pablo M. Nizal, Jr., Jan Christian D. Cabarrubias
Layout Artist:	Reymark L. Miraples, Rossi V. Catly, Jedidiah L. De Leon, Jhunness Bhaby A. Villalobos, Mark R. Delatina, Genesis T. Roman
Management Team:	Benjamin D. Paragas, Mariflor B. Musa, Freddie Rey R. Ramirez, Danilo C. Padilla, Annabelle M. Marmol, Florina L. Madrid, Norman F. Magsino, Dennis A. Bermoy, Emmanuel C. Alveyra

Printed in the Philippines by _____

Department of Education - MIMAROPA REGION

Office Address : Meralco Avenue, Cor. St. Paul Road, Pasig City, Metro Manila

Telephone : (02)863 - 14070

E-mail Address: : clmd.depedro4b@gmail.com

Arts

Quarter 2 – Module 1: Arts and Crafts, Mirrors of the Region’s Identity

(Attire, Fabrics, Tapestries and
Crafts, Accessories and Body
Ornamentation of MIMAROPA and Visayas)

Introductory Message

This Self-Learning Module (SLM) is prepared so that you, our dear learners, can continue your studies and learn while at home. Activities, questions, directions, exercises, and discussions are carefully stated for you to understand each lesson.

Each SLM is composed of different parts. Each part shall guide you step-by-step as you discover and understand the lesson prepared for you.

Pre-tests are provided to measure your prior knowledge on lessons in each SLM. This will tell you if you need to proceed on completing this module or if you need to ask your facilitator or your teacher's assistance for better understanding of the lesson. At the end of each module, you need to answer the post-test to self-check your learning. Answer keys are provided for each activity and test. We trust that you will be honest in using these.

In addition to the material in the main text, Notes to the Teacher are also provided to our facilitators and parents for strategies and reminders on how they can best help you on your home-based learning.

Please use this module with care. Do not put unnecessary marks on any part of this SLM. Use a separate sheet of paper in answering the exercises and tests. And read the instructions carefully before performing each task.

If you have any questions in using this SLM or any difficulty in answering the tasks in this module, do not hesitate to consult your teacher or facilitator.

Thank you.

Lesson

1

Arts and Crafts, Mirrors of the Region's Identity

(Attire, Fabrics, Tapestries and Crafts, Accessories and Body
Ornamentation of MIMAROPA and Visayas)

Learning Competency

The learner:

1. identifies the characteristics of arts and crafts in specific areas in MIMAROPA and the Visayas, Marinduque (Moriones masks), Palawan (Manunggul Jar), Mindoro (Hanunuo-Mangyan writing, basketry, and weaving), Bohol (churches), Cebu (furniture), Iloilo (culinary arts and old houses), Samar (Basey mats), etc. **A7EL-IIa-2**



What I Need to Know

MIMAROPA and Visayas are rich in fine forms of art expressions. What is notable in these places are the ability of the people to create unique blend of designs, colors, shapes and figures. This gift that is innate and natural among the people of these places has created a great impact in our history and culture.

Creating designs is a fundamental gift of nature to people as they are bind to it. People can create something unique out of raw material that can be sound locally. By merely looking or passing by a pasalubong center, (souvenir store) or by simply visiting various places, you will see a tremendous amount of artistry in the materials and products that these places offer.

It may be a means of increasing the community's livelihood, but these products portray how the people put effort in their skills and how they apply their knowledge into these crafts that enable them to their skill and ultimately their craftsmanship.

Each province incorporated in this module has a picture and history to tell. The influences anchored from, the enhanced creations and the development of their skills are continually telling of the embedded traditions and beliefs that their old folks had. Ranging from the colorful baskets,

clothing, bright ornamentations and massive architectures, these places are rich in gifts of nature.

In this module, you will recognize and determine the characteristics of the arts and crafts of MIMAROPA constituted by the provinces of Mindoro, Marinduque, Romblon, Palawan. You will also be delighted by the beautiful Visayas as you traverse the regions' exquisite produce in terms of attire, fabrics, tapestries, crafts, accessories, and body ornamentation.

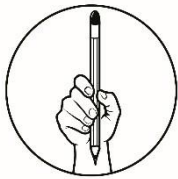
Through reading this module, the different physical characteristics of arts and crafts from the said places will lead you to their identity that was mirrored by their arts and crafts.

Are you ready? Come and have some fun!

Learning Objectives

In this module, you will be able to:

1. recognize attire, fabrics, tapestries, crafts, accessories and body ornamentation of MIMAROPA and Visayas;
2. determine characteristics of attire, fabrics, tapestries, crafts, accessories and body ornamentation of the said places; and
3. appreciate the beauty and uniqueness of the sample arts and crafts through a poem which describes attire, fabrics, tapestries, crafts, accessories and body ornamentation in relation to MIMAROPA and Visayas.



What I Know

Directions: Read each statement or question below carefully and choose the letter of the correct answer. Write your answers on a separate sheet of paper.

1. It is a unique basket made of rattan and used to store rice, carry food or even store treasured possessions that can be found in Palawan.
A. Lingkop B. Panubok C. Tingkop D. Pakudos
2. It is a woven textile from the Visayas that is made from a combination of pineapple, abaca and cotton fiber.
A. Patadyong B. Hablon C. Pudong D. Kimona

3. It is a staple material used to create earrings, bracelets and necklaces comes from the giant clam (*Tridacna gigas*).
 A. Beads B. Pearl C. Seed D. Weed

4. It is a choker-type necklace of Panay-Bukidnon women designed with panubok and coins.
 A. Pulseras na Tinubkan C. Biningkit
 B. Pudong D. Bali-og

5. Which fiber comes from the buri palm tree and is transformed by loom weavers to export quality bags, placemats, table runners and blinds in Marinduque?
 A. Buntal fiber C. Pandan Fiber
 B. Piña fiber D. Bilibid Fiber

6. It is known as the Southeast Asia's leading exporter of handcrafted and contemporary world class furniture.
 A. Panay Island C. Cebu
 B. Negros island D. Basey, Samar

7. Which province in MIMAROPA produces marble products such as table, tiles, hand carvings, slab, small souvenir eggs and animals?
 A. Mindoro B. Marinduque C. Romblon D. Palawan

8. Which of the following is the traditional embroidery of tumandok with different designs and patterns of nature such as mountain flowers, skin or scales of python snake, eye of a punay bird, fish bone, sunflower and plants?
 A. Panubok B. Pinadok C. Panabok D. Panabak

9. Aside from storing purpose, what is the other use of Tingkop?
 A. It is also used during a ritual by healers to house the spirit of Linamen.
 B. It is also used as decorations.
 C. It also serves as a flower pot.
 D. It may also be used as burial jar.

10. If Bontoc Mt. Province has their kadangyan burial cloth what is the burial cloth of Banton, Romblon?
 A. Romblon Cloth C. Burial cloth
 B. Banton Cloth D. Island cloth

11. Josh visited Mindoro last summer, which of the following crafts do you think he bought?
- A. Tingkop
B. Nito jar
C. Kapiz candle holder
D. Patadyong
12. Khalil wants to wear the traditional attire of Tumandok women. Which of these would she choose?
- A. Sinumbrahan na Pula
B. Linggon na Pula
C. Blusa na Pula
D. Red Blouse
13. The following are characteristics of hablon textile of Visayas, except?
- A. It is used to make Patadyong.
B. It comes from the combination of silk and pinya.
C. It is a glossy, smooth, colorful textile.
D. It is composed of vertical and horizontal lines.
14. If you are going to dye the ramit textile of Mangyan, which of the following colors, will you use?
- A. Red
B. Orange
C. Indigo
D. Violet
15. Why did the Spaniards call Visayans as Pintados?
- A. The Spaniards called as Pintados because of their tattoos.
B. The Spaniards called as Pintados because of their skill in painting.
C. The Spaniards called as Pintados because of their paintings.
D. The Spaniards called as Pintados because of their colorful festivals.



What's In

In the previous quarter, you have learned about the characteristics of arts and crafts in specific areas in Luzon. You have experienced fun learning activities that have helped you in understanding the various art forms in Luzon.






It's time for the review of the past lesson. Are you ready? Let's have some fun. Here is an activity about the previous lesson on different attires, fabrics, tapestries, crafts, accessories, and body ornamentation. The activity is "*What am I*" where there are list of descriptions in column A that describe the words and pictures on column C your task is to identify what is being described in the first column.






Okay, let's start and see what you have learned from the previous lesson.

MEMORY CHECK

Activity #1 What am I?

Directions: Match the description of arts and crafts in column A to the pictures in column B. Write the letter of the correct answer then give the specific name of that picture and write it beside the letter. Do this in your activity pad.

	COLUMN A	COLUMN B
1.	I am a burial cloth woven by female elders of Mountain Province. What am I?	A. 
2.	My designs are inspired by natural elements: patterns that depict different landforms, the colors of nature and animals. What am I?	B. 
3.	I symbolize fertility, prosperity and love, you can find me in the Ifugao, Bontoc and other Cordillera regions of the northern Philippines. What am I?	C. 
4.	I am a bowl-shaped coil basket of Kalinga that is made from finely split rattan and nito vine. What am I?	D. 
5.	You know me as the art of creating an entrance arch and other decorative materials mainly from bamboo. What am I?	E. 

6.	You can find me in Olongapo City, Zambales. I was built in 1885 and served as the entrance to the original Spanish naval station that provided repair, ammunition, supply, and medical support for ships. What am I?	F. 
7.	Ivatan women of Batanes wear me as a headdress to protect them from the heat of the sun and rains. What am I?	G. 
8.	I am one of the biggest and oldest churches in Nueva Ecija that was built in 1800s with a mural of the Holy Trinity on the ceiling. What am I?	H. 
9.	A carved wooden human figure with simplified forms made from a Narra tree which signifies wealth, happiness, and well-being to the Ifugao. What am I?	I. 
10.	I am a church built through coral stones instead of adobe and founded by the Augustinian Recollects in 1607. What am I?	J. 

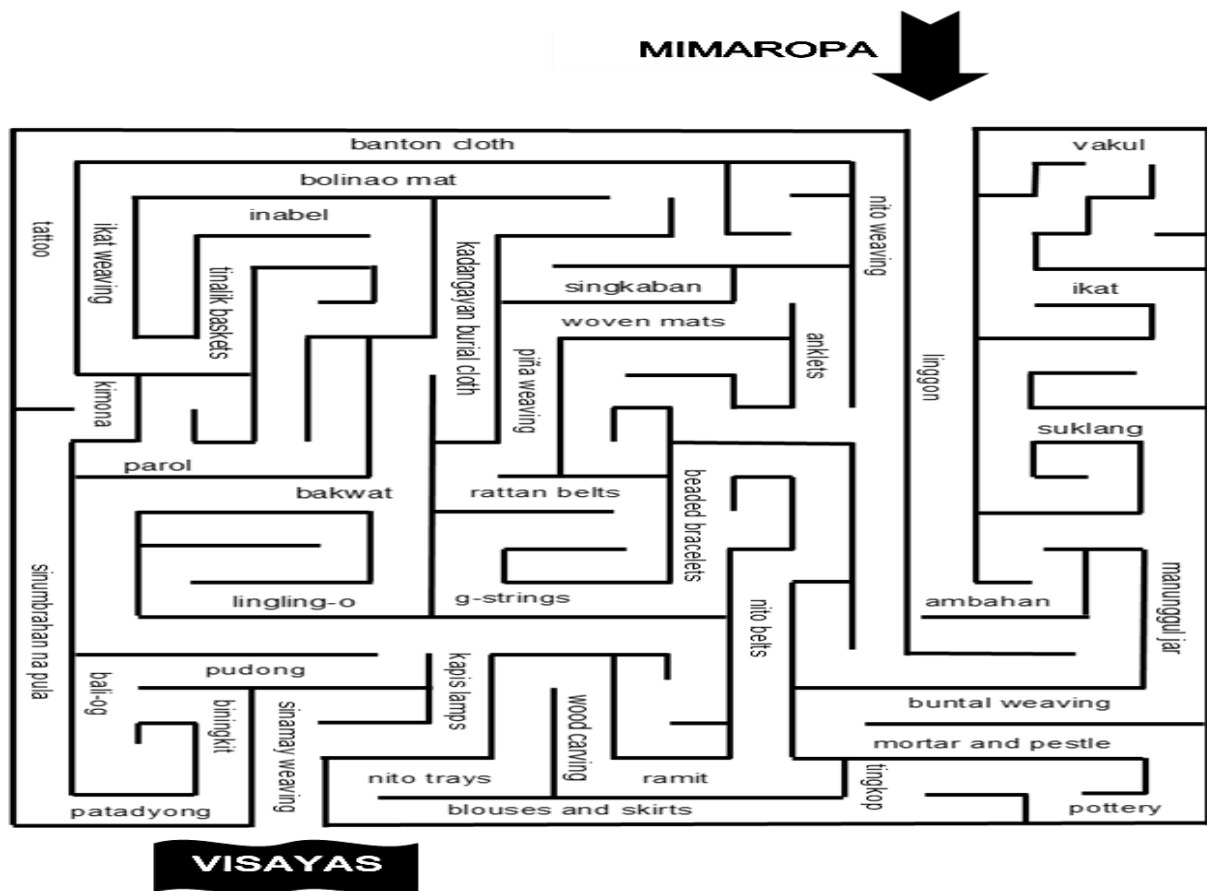
Good work! Thank you for accomplishing the activity. Now, let us discover about the arts and crafts of MIMAROPA and Visayas.



What's New

Activity #2 Pick Be With You

Hi there! I have a challenge for you wherein your goal is to pick all the words you will encounter while traveling the maze from MIMAROPA to Visayas. Let's get started. List down all your answers in your activity pad.



Congratulations! you did it. Now, try to reflect and answer the following:

1. Pick one among the words and phrases you have collected in the maze and try to describe it.
2. What do you think about those words and phrases? Are there similarities or differences in terms of their characteristics? Please explain your answer by citing examples.
3. Write at least two things about what you already knew and what you want to know about the arts and crafts of MIMAROPA and Visayas.

Thank you for sharing your answers! Those words have something to do with the arts and crafts of MIMAROPA and Visayas.



What is It

Are you ready for your journey? This part of the module presents, some arts and crafts that can be found in MIMAROPA and Visayas. Simple and short descriptions of each art work are available for you to recognize it easily. As you continue your journey in discovering these artworks in the next module, you will uncover their artistic value through deeper analysis of the elements and principles of arts present in the said artworks. This time, prepare yourself to recognize first these artworks and describe them one by one.

Let's begin with Oriental and Occidental Mindoro; the home of the ethnolinguistic group called Mangyan composing of namely Iraya, Alangan, Tadyawan, Tau-buid, Bangon, Buhid, Hanunuo and Ratagnon groups.

ATTIRE




linggon



bahag

Mangyan men usually wear G-strings (loincloth) or *bahag* and a jacket style shirt blouse called *linggon* embroidered with *pakudos*. Mangyan women also wear *linggon* as well as a red cloth around their chest and white skirt, bark bra string, skirts weave backstrap looms and skirts made of long strips of woven nito.

Meanwhile, **pakudos** is a Mangyan design composed of a simple vertical and horizontal lines which form a cross. It was derived from the Spanish word "cruz" means cross. Its design is dominantly red in a white and blue blouse called *linggon*.



pakudos

Palawan tribes are composed of Tagbanua, Batak, Palawano, Palaweño, and Tau't Bato. In particular, men of these tribes also wear G-string, in fact their traditional clothing comes from the pounded bark of trees, particularly *salugin* while women wear sarongs/ tapis skirts and bare-breasted.



sinumbrahan na pula

One of the Visayan ethnic tribes is the Panay Bukidnon, which are also called *Suludnon* or *Tumandok*.

Tumandok women wear a traditional red blouse called *sinumbrahan na pula*. Tumandok men also wear a red and black native costume with *panubok* designs. Their attire is dominantly red in color. Meanwhile, *patadyong*, a wrap-around colorful skirt with linear and geometric designs; checkered or

square designs, usually in bright color combinations is used also by Visayan women as a skirt, paired with *kimona* made from pineapple fiber and along with handkerchief called *tubao* that is usually placed above the right shoulder.

FABRIC AND TAPESTRIES



ramit

Ramit is a woven textile made from indigo-dyed homespun cotton, with intricate geometric patterns. It was created by the Buhid and Hanunuo Mangyans of Mindoro.

Like the Kadangyan of Bontoc. Mt. Province, the Banton in Romblon island has also a burial cloth woven from red, black and white abaca threads known as *banton cloth* which is said to be 400 years old and was found in a wooden coffin in the said province.



Banton cloth

Because of the Spaniards' love for dresses, in the seventeenth century a cloth made from pineapple fabric was born and it was called Barong Tagalog. Until this day, pineapple fabric is still in demand and one of the proofs is the *Tepiña fabric* from plant to textile of Rurungan sa Tubod Foundation Incorporation in Palawan which comes from the leaves of the native pineapple (*Ananas comosus*) plant in forests nearby Puerto Princesa which produced products such as cover-up, jacket wrap, and shawl.



tepiña fabric

Panay island is known as the Textile Capital of the Philippines because it exports hand woven fabric in other countries.



panubok

If the Mangyans have their pakudos, the Tumandok have their counterpart, the *panubok*. It is, a traditional embroidery which decorates native bags, handkerchiefs, headgears, and bracelets. *Panubok* comes from two local words “*tubok*” and “*manunubok*”. It has different designs and motifs of nature such as *bulak ng labog/linabog* (rounded flower) Roselle (*Hibiscus sabdariffa*), *sudlikama* (skin or scales of python snake), *matang punay* (the eye of a punay bird), *sikag-sikag* (fishbone),

bulak putik (triangular flower design), *pako-pako* (wild edible fiddlehead fern (*Athyrium esculentum*)), *tuko-tuko* (gecko), *pakpak* aguring (wing of araguring insect), *tugi-tugi* (zigzag design), *binunghay* (weaved bamboo strips design) and *girigiti* (vine design).



hablon

Moreover, a textile common in western provinces of Visayas is *hablon*, a Hiligaynon word for “*habol*” means the weaving process and the textile itself. It is a glossy, smooth, colorful textile composed of vertical and horizontal lines which comes from the combination of silk and cotton. It is used to make patadyong. *Hablon* industries can be found in Miagao, Arevalo, Janiuay, Jaro, Mandurriao, Molo, Sta. Barbara, and Tigbauan.

Banana (*Musa paradisiaca*) fabric handwoven from the fibers of banana leaf is also a popular fabric in Visayas. It is used in making Barong Tagalog in Visayas.

Textile, in general, serves a different purpose in culture. For example, burial cloth cannot be used as a table cloth. To really understand the importance of textiles in the Philippines kindly watch the video clip below.

Videoclip: Preserving the Filipino weaving tradition | TRIBE (<https://www.youtube.com/watch?v=bf3A0ZJBqZw>). Find out how the Philippine Textile Research Institute preserves the Filipino culture of weaving and textile production through the use of advanced technology. Learn how we can help in a simple way.

ARTS & CRAFTS

Mangyans are known as weavers of *nito* (*Lygodium circinnatum*), nipa hat, and basket as well as pipe makers. They make products such as baskets, jars, trays, plates, and cups out of nito with particular patterns and designs of men, animals, trees, and other objects.




nito plate



buntal bag

Marinduqueños are loom weavers. They use *buli* or *buri* palm (*Corypha taliera*) and *raffia* (*Raphia farinifera*) which are abundant in their area. They produced *buntal fiber* which is used in making quality bags, placemats and table runners.

Nito vines (*lygodium circinatum*) can also be found in Marinduque and are being weaved by mostly married women who underwent training provided by the local government. Products made of nito are baskets, fruit trays, paper plate holders and more.



nito tray



Gabisan Pottery

Pottery is also their craft and the proof is their Gabisan Pottery which produces clay, pots, and bricks.

Romblomanons are not only famous for their marble products such as a table, tiles, hand carvings, slab, small souvenir eggs and animals, chess sets, mortar and pestle, nameplates, and religious icons but also in their traditional weaving and basketry wherein mostly women are engaged. They produce woven mats and bags out of pandan (*Pandanus caricosus*), buri (*Corypha taliera*), and *bilibid* plants.



Marble Mortar and Pestle



Bambuhay storage box

Palaweños are weavers too. They use materials from their forests such as rattan and bamboo to make baskets and mats products which they designed with *kawa-kawa*, *libo-libo*, *bianig*, *tinlo*, *pinalagsanan* and *timogrok*. In particular, Bambuhay handicrafts in Sitio Kiwit Bozuangga in Palawan make colorful crafts out of bamboos such as bags, baskets, storages and lampshades.

Palawan’s famous handicraft is the *tingkop* cone-shaped unique basket out of rattan used as storage. *Kundu* healers perform ritual and used *tingkop* to house the spirit of *Linamen*, a beautiful and powerful female spirit.




tingkop



kapis candle holder

Aklanons from Aklan in Visayas are also baskets, trays, and mats weavers too. They use pandan (*Pandanus caricosus*) and *bariw* plants. Aside from that they make lamps, decors, trays, and souvenir items out of kapis (capiz shell).



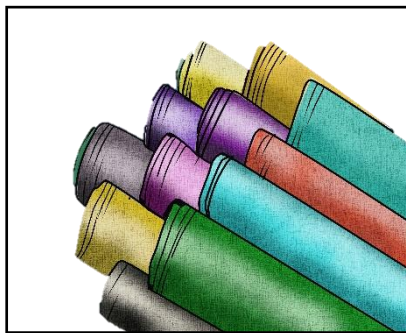
Antequera basket

Antequera, Bohol is also known as the basket capital of the Philippines. Products in this locality are made from native raw materials such as bamboo (*Bambusa vulgaris*), rattan (*Calamus rotang L.*), nito (*Lygodium circinnatum*), buri (*Corypha taliera*), and other vines.

Samar is also known for its beautiful and colorful banig or hand woven mats that are made from *tikog* or pandan (*Pandanus caricosus*) leaves. Banig is a woven sleeping mat of different colors which are famous products of Basey, Samar. It is made of tikog, a reed grass that grows in swampy areas along the rice fields. Nowadays, banig are used as wall decorations, bags, purse, laptop sleeves and more.



Basey mats



sinamay

Bohol, Panay, and Samar are also known for their sinamay weaving, with which they use woven fabric made from the finest abaca (*Musa textilis*) fibers called sinamay and produce products such as bags, baskets, and wall decors.

Lastly, Cebu is a world-class furniture producer Cebuanos use indigenous materials such as coconut shell, bariw, rattan (*Calamus rotang L.*), capiz (*Placuna placenta*), and wood.



rattan swing chair

ACCESSORIES/ BODY ORNAMENTATION



Mangyan beaded bracelet

Mangyans are fond of wearing accessories. Women wear colorful beaded bracelets and necklaces. They also used braided nito (*Lygodium circinnatum*) belts and blue thread earrings while men wear tight chokers and long beaded bracelets or necklaces. Furthermore, both men and women of other tribes wear twilled rattan belts with pockets and coils of red-dyed rattan around their waists and wear accessories made of copper wire.

Because of Palawan's geographical location pearls are naturally abundant in the province. Several types of pearls that are used as staple material to create earrings, bracelets and necklaces comes from the giant clam (*Tridacna gigas*).



Palawan pearl



bali-og and pudong

Panay-Bukidnon (tumandok) women wear a choker-type necklace designed with *panubok* and coins called *bali-og*. A wristband or armband the *pulseras na tinubkan* is designed with *panubok*. Walcos belt with coins and panyo (handkerchief) are designed with a *panubok* combination of *matangpunay* and fishbone used in *Binanog* (dance of Panay-Bukidnon). *Pudong*, a heirloom (family treasure) headdress paired with *bali-og* and *biningkit* with coins to show their family's wealth.

In terms of body ornamentation, Visayans are called Pintados by the Spaniards because of their tattoos which they consider as symbols of male pride and bravery. It shows important events in a person's life as well as the status and ranks in the community. The designs of tattoos are mostly pictures of people, animals, and plants. Lastly, tattoo artists used dyes from plants and needle-like tools from sharpened bird bones, seashells, and thorns.



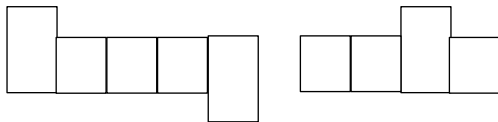
Pintados

Activity #3

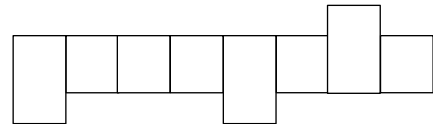
HOW FAR CAN YOU GO?

Let us check your memory and understanding of the lesson. Please accomplish the activity below entitled “WHAT IS IT?”

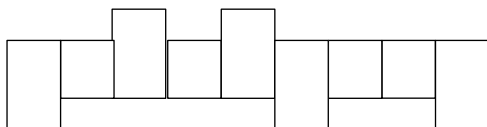
Directions: You’re going to identify the names of the pictures based on their descriptions. Write your answers on your activity pad.



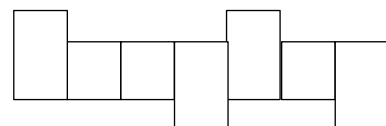
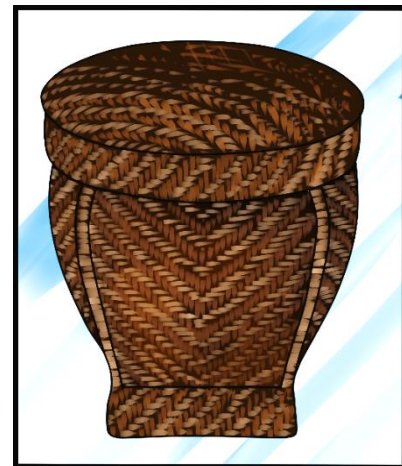
1. It is made up of tikog, a woven sleeping mat of different colors which are famous products of Basey, Samar.



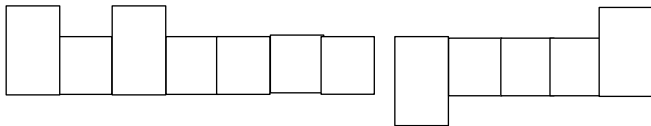
2. A vine design that is embroidered in the edges of the sinumbrahan na pula.



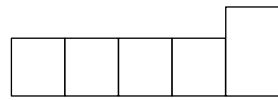
3. A wrap-around colorful skirt with linear and geometric designs.




4. It is a unique cone shaped-basket out of rattan and famous in Palawan.



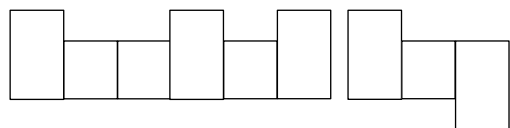
5. It is a staple material used to create earrings, bracelets and necklaces comes from the giant clam.



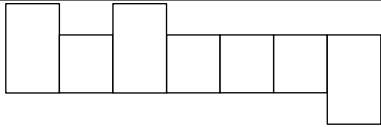
6. A woven textile featured with intricate geometric patterns, made from indigo-dyed homespun cotton.



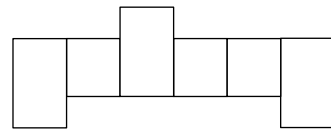
7. A burial cloth of Romblon woven from red, black and white abaca threads.



8. One of Marinduque's craft, a bag made up of buntal fiber.



9. Tumandok's choker-type necklace designed with panubok and coins.



10. Panay-Bukidnon's headdress designed with old coins and panubok

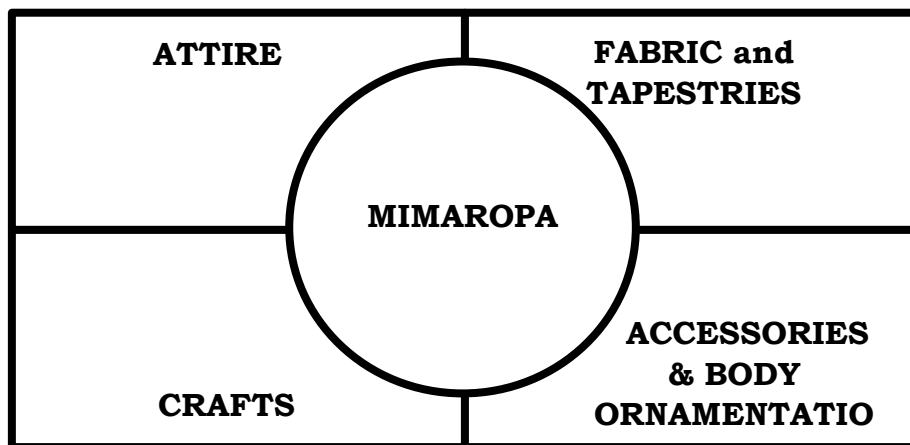


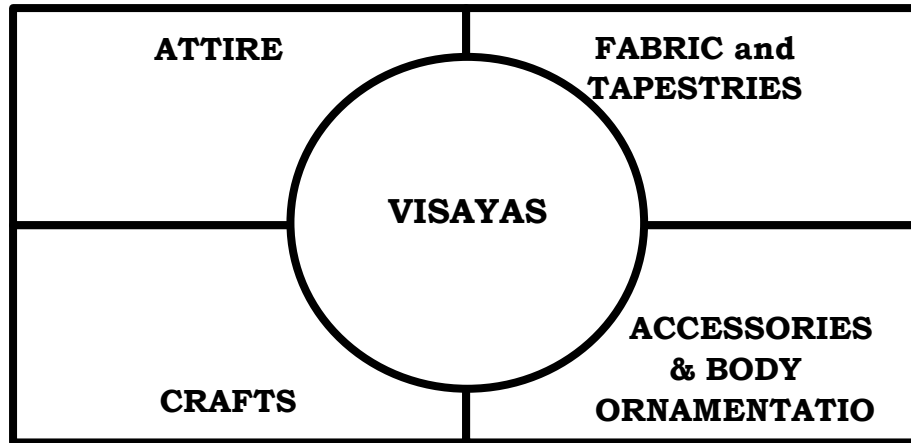
What's More

Activity #4

LEVEL 1: Let's Perform the next activity titled **FILL ME UP**.

Using a graphic organizer, identify the attire, fabric and tapestries, crafts and accessories and body ornamentation of MIMAROPA and Visayas based on what you've learned from the previous discussions. Copy the graphic organizers in your activity pad and write the answers on it.





1. What part of the activity was easy to accomplish? Why?
2. Describe in three ways on how you identify the attire, fabric and tapestries, crafts and accessories and body ornamentation of MIMAROPA and Visayas.

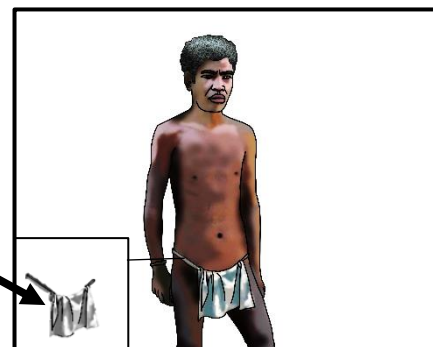

Good job! You have identified the arts and crafts of MiMaRoPa and Visayas. Are you ready for the next level? Please proceed to level 2.

Activity #5

Level 2: “DESCRIBE ME PLEASE”. Describe the characteristics of the following arts and crafts based on their physical appearance. Write the answers in your activity pad.



Sinumbrahan na pula



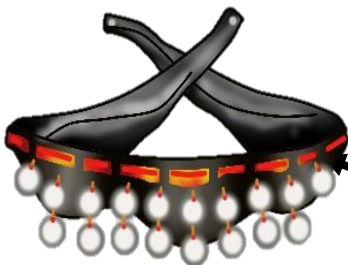
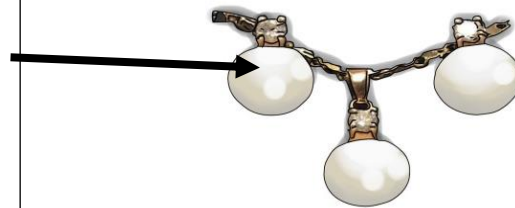


tingkop

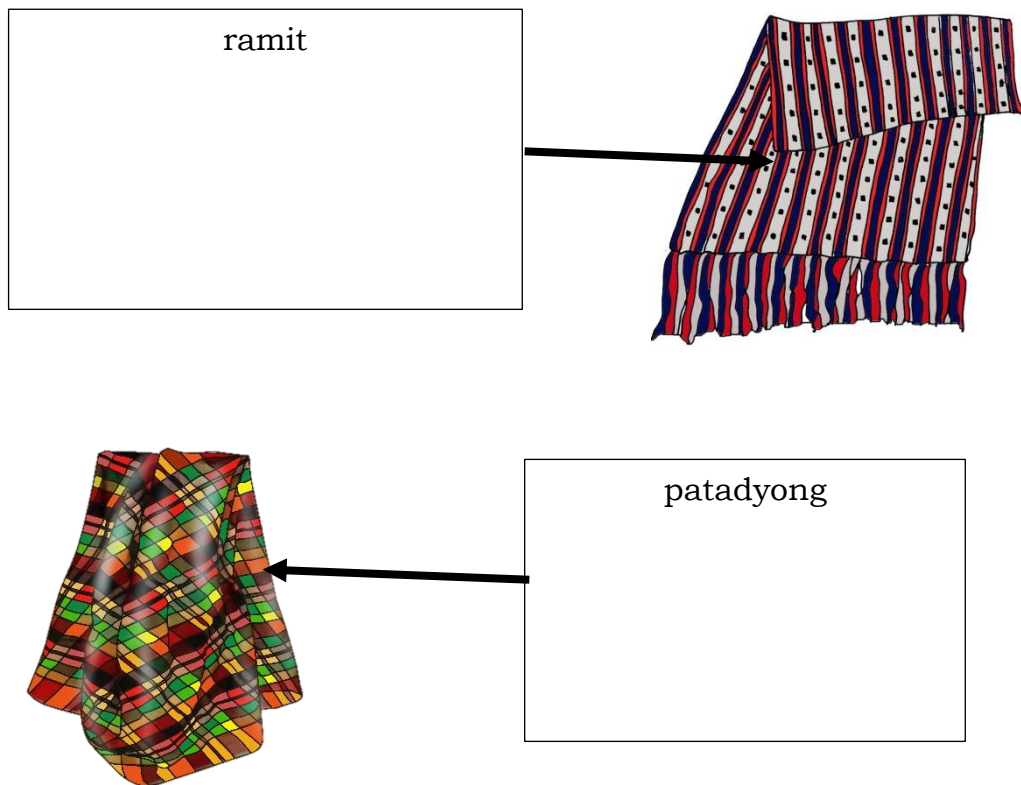
Basey mats



Palawan pearl



pudong



Wow! You successfully dug the hidden treasures of MIMAROPA and Visayas in terms of arts and crafts that have been preserved for generations. Analyzing their characteristics is a rare opportunity for a student like you. Please answer the questions below in your activity pad.

1. What knowledge do you need in order to accomplish level 2?
2. Why is it important to determine the characteristics of attire, fabrics, tapestries, crafts, accessories and body ornamentation of MIMAROPA and Visayas?

According to a saying, *Knowledge is Power!* Are you ready to boost your power? Please proceed to level 3.

Activity #6

Level 3 – EURO-CULTURAL EXCHANGE PROGRAM

Imagine that you are one of the selected students who will travel in Europe for cultural exchange and education programs. What are the things that you will bring to present our culture? Kindly prepare your luggage list.

Directions: List your preferred arts and crafts based on what is being asked in each luggage. Afterward, write a short explanation of why you considered it attractive and unique.

1 attire from MIMAROPA

1 attire from Visayas

1-attire from other regions



1 accessory from MIMAROPA

1 accessory from Visayas

1 accessory from other regions



Oops!!! You have reached your baggage weight limit. Choose only one baggage for attire and one baggage for accessory.



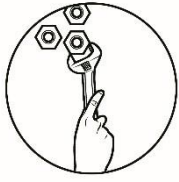


What I Have Learned

Directions: Kindly copy the template in your activity pad and write your answer on it.

My MIMAROPA and Visayas Tour

Given all the information about the attire, fabrics, and tapestries crafts, accessories and body ornamentation of MiMaRoPa and Visayas, write a short journal as if you had an educational trip to these places.



What I Can Do

Activity #7: “Luzon: Home of Wondrous Creations”

Directions: Now, it’s your time to appreciate the beauty and uniqueness of the attire, fabrics and tapestries, crafts and accessories and body ornamentation of MiMaRoPa and Visayas. Make a poem which describes their characteristics using the rubric below. Submit your output to your facilitator through messenger, e-mail, or other media platforms.


CRITERIA	10 POINTS	8 POINTS	6 POINTS	4 POINTS
Structure	The poem has 4 stanzas with 4 lines	The poem has 3 stanzas with 4 lines	The poem has 2 stanzas with 4 lines	The poem has 1 stanza with 4 lines
Timeliness	The poem was submitted on the set schedule	The poem was submitted one day beyond the set schedule	The poem was submitted two days beyond the set schedule	The poem was submitted three days beyond the set schedule
Content	The poem shows the following criteria a. unity/coherence between lines and stanzas b. relevance to the topic c. accurate identification and description of the artwork d. uses figures of speech and other expressions which make the piece creative	Three of the criteria were met	Two of the criteria were met	Only one of the criteria was met



Assessment

Directions: Read each statement or question below carefully and choose the letter of the correct answer. Write your answers on a separate sheet of paper.

1. It is a unique basket made of rattan and used to store rice, carry food or even store treasured possessions that can be found in Palawan.
A. Lingkop B. Pakudos C. Panubok D. Tingkop
2. It is a woven textile from the Visayas that is made from a combination of pineapple, abaca and cotton fiber.
A. Hablon B. Kimona C. Patadyong D. Pudong
3. It is a staple material used to create earrings, bracelets and necklaces comes from the giant clam (*Tridacna gigas*).
A. Beads B. Pearl C. Seed D. Weed
4. It is a choker-type necklace of Panay-Bukidnon women designed with panubok and coins.
A. Bali-og C. Pudong
B. Biningkit D. Pulseras na Tinubkan
5. Which fiber comes from the buri palm tree and is transformed by loom weavers to export quality bags, placemats, table runners and blinds in Marinduque?
A. Bilibid fiber C. Pandan fiber
B. Buntal fiber D. Piña fiber
6. It is known as the Southeast Asia's leading exporter of handcrafted and contemporary world class furniture.
A. Basey, Samar C. Negros island
B. Cebu D. Panay Island
7. Which province in MIMAROPA produces marble products such as table, tiles, hand carvings, slab, small souvenir eggs and animals?
A. Marinduque B. Mindoro C. Palawan D. Romblon



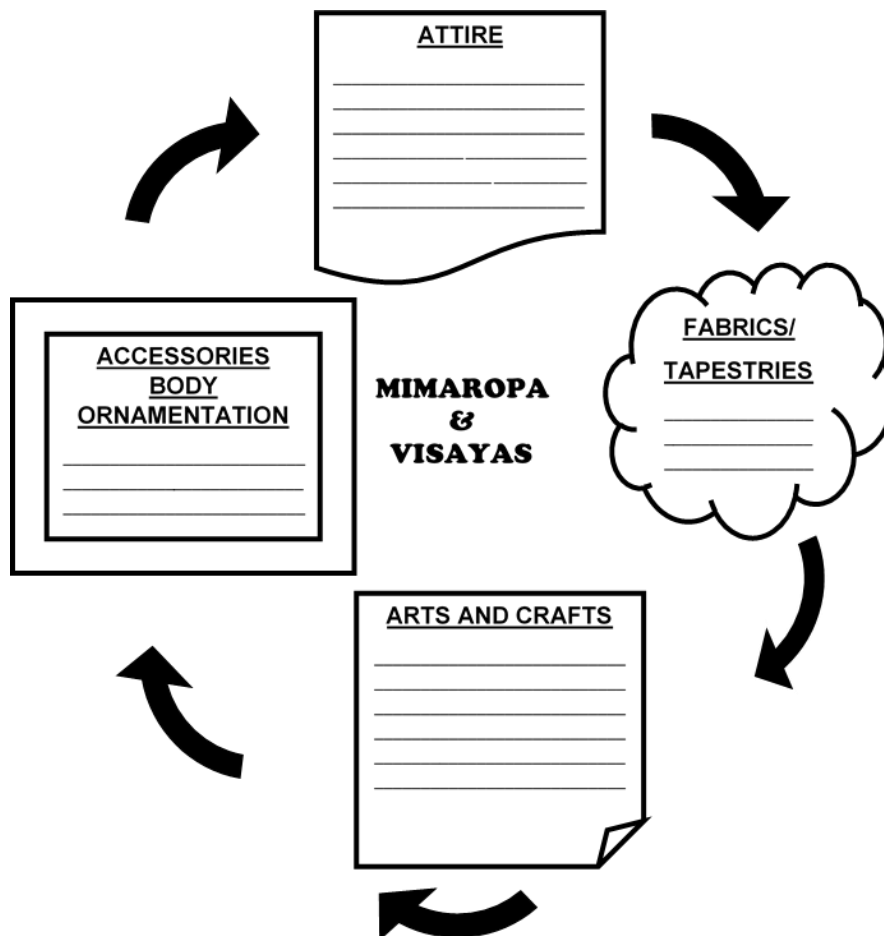
Additional Activities

You did a great job! This means that you can now move on to the next module. because you have performed excellently.

This time, try to enrich your learning through this another fun-filled activity. This for sure is just an easy task for you!

ACTIVITY 8: SHAPING THOUGHTS

Directions: Based on the lesson presented in the previous sections of this learning module, different arts and crafts of MIMAROPA and VISAYAS were known for their distinctive designs and characteristics. Using the chart below, write and discuss how the following arts and crafts give great contributions in uplifting the culture and tradition of MIMAROPA and VISAYAS. Afterwards, respond to the following questions below. Accomplish this activity on a separate sheet of paper. Submit your output to your facilitator through messenger, e-mail, or other media platforms.



Processing Questions:

1. How do you think these arts and crafts from MIMAROPA and VISAYAS give significant contributions in Philippine culture?
2. In your own opinion, what makes the arts and crafts of MIMAROPA and Visayas unique from each other?
3. What particular characteristics of arts and crafts from MIMAROPA and Visayas do you like the most? Why do you say so?

Congratulations! You made it. You have performed very well. You have just proved that you grasped all the important concepts and ideas from this learning module. Now, continue learning and find out what awaits you as you explore the next module.



Answer Key

- 15. d
- 14. a
- 13. a
- 12. a
- 11. b
- 10. a
- 9. a
- 8. d
- 7. d
- 6. b
- 5. b
- 4. a
- 3. b
- 2. a
- 1. d

Assessment

- 15. a
- 14. c
- 13. b
- 12. a
- 11. b
- 10. b
- 9. a
- 8. a
- 7. c
- 6. c
- 5. a
- 4. d
- 3. b
- 2. b
- 1. c

What I know

- 1. Basey mats
- 2. girigiti
- 3. patadyong
- 4. tingkop
- 5. Palawan pearl
- 6. ramit
- 7. Banton cloth
- 8. Buntal bag
- 9. ball-og
- 10. pudong

Activity 3

- 1. H-Kadangyan
- 2. D- Inabel
- 3. J- Lingling
- 4. I- Labba
- 5. E- Singkaban
- 6. A- Spanish Gate
- 7. B- Vaku
- 8. C- Parish of the three Kings
- 9. G- Bul'ul
- 10. F- San Andres Apostol Parish Church

Activity # 1

References

Lourdes R. Siobal, et. al., *Music and Arts Grade 7 Learner's Material*. FEP Printing Corporation, 2017.187-196

Sources:

Alicia, M., n.d. Kinaray-A, Hiligaynon, Ilonggo And Aklanon Speaking People - National Commission For Culture And The Arts. National Commission for Culture and the Arts. Accessed 25 May 2020.

<http://gwhs-stg02.i.gov.ph/~s2govnccaph/subcommissions/subcommission-on-cultural-communities-and-traditional-arts-sccta/central-cultural-communities/kinaray-a-hiligaynon-ilonggo-and-aklanon-speaking-people/>

Comia, G., n.d. Pakudos, Simbolo Ng Sinaunang Misteryo Ng Hanunuo Mangyan At Ang Norse Mythology. Dontinoso.blogspot.com. Accessed 20 May 2020.
<http://dontinoso.blogspot.com/2018/03/pakudos-simbolo-ng-sinaunang-misteryo.html>.

Ethnicgroupphilippines.com. n.d. Palawano Tribe – Palawan’S Original Dwellers | Ethnic Groups Of The Philippines. Accessed 16 December 2019.
http://www.ethnicgroupphilippines.com/2017/05/30/palawano-tribe-palawans-original-dwellers/?fbclid=IwAR3S_ohAsyo7jM4cFbjH1f0L4ZNfpsYDtr5QMMO-XZMKchWsRgo9QrCmOig.

HALIYA. 2017. Panay Bukidnon Culture — HALIYA. Accessed 16 December 2019.
<https://www.haliya.co/stories/2017/6/23/panay-bukidnon-culture?fbclid=IwAR26-F2UF0brJx011Nzrpsc5aNfDgGkg6EpiJNGl0nZZNQvW64dtKS1zcYw>.

HALIYA. 2017. Panay Bukidnon Culture — HALIYA. Accessed 11 December 2019.
https://www.haliya.co/stories/2017/6/23/panay-bukidnon-culture?fbclid=IwAR2JokejFVMqfXpEUl6RoU72Rfw50n3SHCX41WBJLFG_OWtAtEnsULzVZTI.

HALIYA. 2017. Panubok Embroidery — HALIYA. Accessed 25 May 2020.
<https://www.haliya.co/stories/2017/6/9/panubok-motifs-and-their-meanings>.

Mangyan.org. n.d. Mangyan Groups | Mangyan Heritage Center. Accessed 12 December 2019. <http://www.mangyan.org/content/mangyan-groups>.

Mangyan.org. n.d. Pakudos Embroidery | Mangyan Heritage Center. Accessed 15 December 2019.
<http://www.mangyan.org/galleries/images/2632?fbclid=IwAR3dVNAmUZjGij-n3PeZ5S-Ro-WWK3-t90GcVqk-3q4HGHuQjReqwk1VWcQ>.

National Commission for Culture and the Arts. Peoples Of The Philippines: Mangyan - National Commission For Culture And The Arts. Accessed 15 December 2019.

https://ncca.gov.ph/about-culture-and-arts/culture-profile/glimpses-peoples-of-the-philippines/mangyan/?fbclid=IwAR3CWqZ4vDQKprGOaHUiNLKSvs5rG1pXptruVTHgC3uqWN0Tkzg7S_ALdY.

Nationalmuseum.gov.ph. Accessed 21 May 2020.

<https://www.nationalmuseum.gov.ph/nationalmuseumbeta/Collections/Archeology/Banton.html#:~:text=The%20Banton%20cloth%20is%20the,ceramics%20in%20Banton%20Island%2C%20Romblon.&text=Province%20use%20a%20colorful%20burial%20cloth%20to%20wrap%20the%20dead>.

Obligacion, E., 2010. "GINTONG BINHI" AND ARTS & CULTURE IN MIMAROPA. Marinduquegov.blogspot.com. Accessed 11 December 2019.

https://marinduquegov.blogspot.com/2010/02/gintong-binhi-and-arts-culture-in.html?m=1&fbclid=IwAR1cUMqDIRRIsOG8rJB4Ioh40fcUUXBZrqOWQwq5WzV47cW3qrefm8dV5_Y.

Obligacion, E., n.d. Marinduque Buntal Making Its Mark.

Marinduquegov.blogspot.com. Accessed 15 December 2019.

<https://marinduquegov.blogspot.com/2011/08/marinduque-buntal-making-its-mark.html?m=1&fbclid=IwAR3iQZh4pkrXG2q9XLU1GKzVITYFefY8CEAoenMXbZ8CjHvNraqKvd1rgg>.

Papa, A., 2018. Marinduque Cashes In On Buntal Fiber Weaving. philstar.com. Accessed 15 December 2019.

https://www.philstar.com/business/agriculture/2018/12/30/1880813/marinduque-cashes-buntal-fiber-weaving?fbclid=IwAR0DCJbh1InwKqAeCiq73QV2heLprAvesaf5Y5ciLVL_JZRdD5S1G10XjKs.

Pfaf.org. n.d. Indian Abelia PFAF Plant Database. .Accessed 25 May 2020.

<https://pfaf.org/user/Plant.aspx?LatinName=>

Piccio, B., 2015. Panubok: Panay-Bukidnon'S Traditional & Beautiful Embroidery - Choose Philippines - Authentic Filipino Experiences. Choosephilippines.com. Accessed 28 December 2019.

https://www.choosephilippines.com/amp/specials/buy-local/3331/panubok-panay-bukidnon-traditional-embroidery?fbclid=IwAR1K-sY06s8MW1n7YE1zGDwBHFek2cXGVGRvjHFBn_NmuiYCHR64xswY728.

Piccio, B., 2015. Proudly Pinoy: 11 Panay-Bukidnon Native Costumes - Choose Philippines - Authentic Filipino Experiences. Choosephilippines.com. Accessed 16 December 2019.

https://www.choosephilippines.com/specials/buy-local/3399/proudly-pinoy-panay-bukidnon-native-costumes?fbclid=IwAR2l5A4MccESoXBnlve10rWRX8UppNLk6bm_WSex16hvhPNPfYsj92de4Ts.

Roa, A., 2010. Roa: The Visayan Pintados. Sunstar. Accessed 16 December 2019. <https://www.sunstar.com.ph/article/184876?fbclid=IwAR21cbiCK4hd1tO-jGvasDWDAFdw0bkQ8JVovyCeq9DY2ocoZ9U02mh3qeU>.

Rurungan.org. n.d. From Plant To Textile – Rurungan Sa Tubod Foundation. Accessed 16 December 2019. http://rurungan.org/products/tepina/from-plant-totextile/?fbclid=IwAR3KII9iKl0xjFXXf6n1_YQO04D2wU19KUlr4yFe5qADcpe0_8aG13nOo.

For inquiries or feedback, please write or call:

Department of Education - Bureau of Learning Resources (DepEd-BLR)

Ground Floor, Bonifacio Bldg., DepEd Complex
Meralco Avenue, Pasig City, Philippines 1600

Telefax: (632) 8634-1072; 8634-1054; 8631-4985

Email Address: blr.lrqad@deped.gov.ph * blr.lrpd@deped.gov.ph