


English

Quarter 2 – Module 1: Using Be-Verbs Correctly



English – Grade 3
Alternative Delivery Mode
Quarter 2 – Module 1: Using Be-Verbs Correctly
First Edition, 2020

Republic Act 8293, section 176 states that: No copyright shall subsist in any work of the Government of the Philippines. However, prior approval of the government agency or office wherein the work is created shall be necessary for exploitation of such work for profit. Such agency or office may, among other things, impose as a condition the payment of royalties.

Borrowed materials (i.e., songs, stories, poems, pictures, photos, brand names, trademarks, etc.) included in this module are owned by their respective copyright holders. Every effort has been exerted to locate and seek permission to use these materials from their respective copyright owners. The publisher and authors do not represent nor claim ownership over them.

Published by the Department of Education
Secretary: Leonor Magtolis Briones
Undersecretary: Diosdado M. San Antonio

Development Team of the Module

Author:	Christine Joy W. Layto	
Editors:	Mark Fil L. Tagsip, Nancy P. Sumagaysay	
Reviewers:	Divilyn M. Rodriguez, Evelyn M. Lumaan, Eduardo Jr. A. Eroy Christopher U. Gonzales	
Layout Artist:	Mark Fil L. Tagsip, Edsel D. Doctama	
Management Team:	Allan G. Farnazo	Reynaldo B. Mellorida
	Mary Jeanne B. Aldeguer	Ester Jean U. Pelayo
	Analiza C. Almazan	Susan N. Salazar
	Ma.Cielo D. Estrada	Merlyn M. Lasaca
	Manuel P. Vallejo	Nancy P. Sumagaysay

Printed in the Philippines by _____

Department of Education – Region XI

Office Address: F. Torres St., Davao City

Telefax: (082) 291-1665; (082) 221-6147

E-mail Address: region11@deped.gov.ph * lrms.regionxi@deped.gov.ph

English

Quarter 2 – Module 1: Using Be-Verbs Correctly

Introductory Message

This Self-Learning Module (SLM) is prepared so that you, our dear learners, can continue your studies and learn while at home. Activities, questions, directions, exercises, and discussions are carefully stated for you to understand each lesson.

Each SLM is composed of different parts. Each part shall guide you step-by-step as you discover and understand the lesson prepared for you.

Pre-tests are provided to measure your prior knowledge on lessons in each SLM. This will tell you if you need to proceed on completing this module or if you need to ask your facilitator or your teacher's assistance for better understanding of the lesson. At the end of each module, you need to answer the post-test to self-check your learning. Answer keys are provided for each activity and test. We trust that you will be honest in using these.

In addition to the material in the main text, Notes to the Teacher are also provided to our facilitators and parents for strategies and reminders on how they can best help you on your home-based learning.

Please use this module with care. Do not put unnecessary marks on any part of this SLM. Use a separate sheet of paper in answering the exercises and tests. And read the instructions carefully before performing each task.

If you have any questions in using this SLM or any difficulty in answering the tasks in this module, do not hesitate to consult your teacher or facilitator.

Thank you.



What I Need to Know

This module was designed and written for you. This will help you master the skill in using the be-verbs (am, is, are, was, were) correctly in sentences.

After going through this module, you are expected to use the be-verbs (am, is, are, was, were) correctly in sentences (**EN3G-IIa-b-3.4**).

Enjoy your journey. Good luck!



What I Know

Direction: Choose the correct be-verb in the box below to complete each sentence.

am is are was were

1. I _____ ready to start my day.
2. She _____ waiting for me at the lobby last Friday.
3. Sir Ramon _____ teaching an English lesson today.
4. The children _____ happy when they got high score in the test.
5. My parents _____ going to the market this weekend.

Lesson

1

The Be-Verbs



What's In

Let us have an activity! Are you ready? Read the question below and draw your answer in the box. Write at least three (3) sentences about your drawing.

Imagine and Explain

What is your favorite animal? Why?



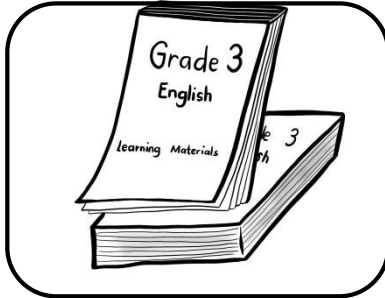
What's New

Let's get into the poetry world! Before you read the poem, enrich your vocabulary with the following words. The pictures will help you understand their meanings.

1. bend



2. modules




3. virus



4. dream



"Home School"
Christine Joy W. Layto



Books are closing,
And school is waiting,
Friends are sad,
I miss the learnings that we had!

No more playing with friends,
No more knees to bend,
No more sitting beside like brothers,
And no more teachers like mothers.

Home is the safest place for learning,
Where I listen to my parents when they are teaching,
They teach me to read and count numbers,
Modules, television, and radio are the answers.

I am hiding and praying,
To enjoy the world that we are living,
Virus that spreads anywhere,
Well, I need to take good care.

This problem will end soon,
I just pray to God and look at the moon,
Everything would be back to normal,
Just like a calendar,
My dreams will go beyond this far.

Comprehension Questions

Direction: Answer the following questions.

1. What is the safest place for learning?
2. How did the kid learn without going to school?
3. Why can't he go to school?
4. What do you think did he feel when he couldn't play with his friends?



What is It

Directions: Read the following sentences:

1. Friends are sad.
2. Home is the safest place for learning.
3. I am hiding and praying.
4. He was studying last night.
5. They were teaching their younger brother.

The underlined words are called be-verbs. These are am, is, were, was, and are. The word “be” indicates the state of being.

Rules:

- Use is or was if the subject is singular.

Examples:

<u>Subject</u>	<u>Be-verb</u>	
School	<u>is</u>	waiting.

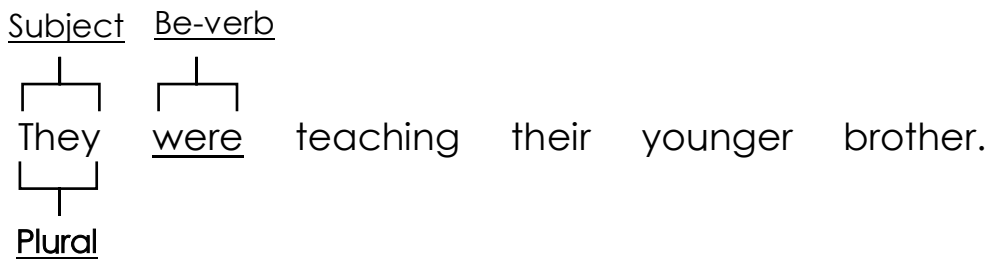
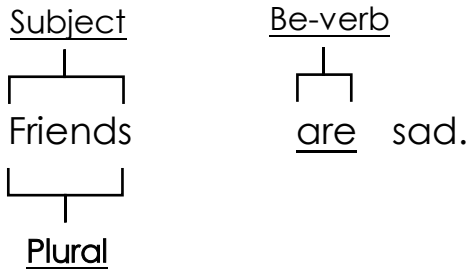
Singular

<u>Subject</u>	<u>Be-verb</u>	
He	<u>was</u>	studying last night.

Singular

- Use are or were if the subject is plural.

Examples:



- Use the be-verb are if the subject is you and use the be-verb am if the subject is I.


Examples:

1. You are performing well in the class.
2. I am reading.

- Use the be-verb were if the subject is you and use the be-verb was if the subject is I.

Examples:

1. You were painting when your friends arrived.
2. I was studying all day yesterday.



What's More

Activity A.1 Let's Identify

Directions: Read the story about Miguel and see how he prepared for the big day. Identify the be-verbs in the story and write them on your paper.

"Miguel's Birthday Party"

Miguel was preparing for his birthday, and he was very excited, so he woke up early. "Today is June 8! I am eight years old now." His parents greeted him, "Happy Birthday, Miguel!" "What do you want for your birthday?"

"I want a cake, **lechon manok**, and **pansit** and invite my friends," Miguel said with excitement.

But Miguel was not able to invite his friends because everyone was advised to stay home. His friends greeted him over the phone. So, his mother cooked pansit while his father went to ER Supermall to buy cake and lechon manok. They ate dinner and watched a movie after. He had a simple celebration with his family.



Direction: Read another short story. Identify the be-verbs and write them on your paper.

"Animal Lover"

Miguel is an eight-year-old boy who lives with her Mama and Papa. He loves animals. One day, Miguel went home from school. His parents were waiting for him to arrive.

Miguel was surprised when he saw a lot of hens around the house. This is what he wants, to have animals to feed. Miguel hugged them and said, "Thank you so much Mama and Papa. I am so happy." "You are such a good son to us," Papa replied.



Activity A.2 Complete the Sentence!

Direction: Complete each sentence by writing the correct form of the be-verb.

1. Our teacher, Mrs. Semora, _____ absent last Monday.
2. Uncle Joe _____ not feeling well today.
3. Jaylor and Jhandy _____ my friends.
4. I _____ doing my homework now.
5. You _____ hiding at the corridor.
6. Last month, you _____ in the hospital for check-up.
7. The weather _____ a bit warmer today.
8. We _____ eating dinner last night when the telephone rang.
9. Green _____ between the yellow and blue colors in a rainbow.
10. Our cousins _____ in our house last week.

Activity A.3 Let's Have a Conversation!

Direction: Read the conversation below and write the correct be-verbs on the blank.

Miko: Miguel called. We _____ invited to his birthday party.

Martin: Yes! I _____ so excited for the party. _____ you excited, too?

Miko: Yes! Mila and Melchor _____ preparing some gifts for him today.

Martin: Where _____ Melissa?

Mila: Melissa and her brother _____ absent today.

Melchor: What about Messy?

Mila: She _____ not feeling well.

Miko: Teacher Chona _____ coming with us also.

Melchor: Yeeeeey! We _____ going to the party tonight.



What I Have Learned

Directions: Fill in the blanks with the correct answers. Do this in your notebook.

1. The be-verbs _____ and _____ are used with singular subject.
2. The be-verbs _____ and _____ are used with plural subject.
3. If the subject is you, use the be-verbs _____ and _____.
4. If the subject is I, use the be-verbs _____ and _____.



What I Can Do

Read, Relate and Draw

Directions: Read the sentences. If the sentence is correct, draw a 😊 on the **yes** column. If not, draw a ☹️ on the **no** column. Do this in your notebook.

Sentences	Yes	No
1. Dancing is my hobby.		
2. Our school is near our house.		
3. I am happy when I am with my friends.		
4. When I was in Grade 2, I had many friends.		
5. I am eight years old.		



Assessment

Direction: Read each sentence below and encircle the correct be-verb to complete each sentence.

1. We (was, were) walking late at night.
2. Did you know that she (was, were) coming to school?
3. Lawrence and Clare (is, are) friends.
4. Nilda (is, are) wearing her favorite shorts at the party.
5. Anna and Liza answer quickly the teacher's question. Can you say that they (are, is) smart?
6. I (was, were) surprised when I saw my grade in English.
7. We (is, are) not afraid of the giant birds.
8. I (am, is) lucky to have a caring friend.
9. He (is, are) the famous actor in the country.
10. You (was, were) there to comfort your friend.



Additional Activity

Be-Verbs in Sentences

Directions: Copy the composition below in your notebook.
Complete it with the correct be-verbs in the box.

am is are was were

Last Christmas, I (1)_____ with my Lolo and Lola. They (2)_____ so happy when I gave them gifts. Lola (3)_____ surprised because she received a beautiful dress.



Now, they (4)_____ not here anymore. They (5)_____ in heaven. I (6)_____ still thankful that I was with them last Christmas. Lola (7)_____ the loveliest woman I ever know.



Answer Key

<p>What I Know</p> <ol style="list-style-type: none"> 1. am 2. was 3. is 4. were 5. are 	<p>What's In</p> <p>Answers may vary.</p> <p>What's New</p> <ol style="list-style-type: none"> 1. Home 2. Answers may vary. 3. Because of the virus that spreads anywhere. 4. Answers may vary. 	<p>What's More</p> <p>Act. A.1 Miguel's Birthday Party</p> <p>was, was, is, am, was, was</p> <p>Animal Lover</p> <p>is, were, was, is, am, are.</p> <p>Act. A.2</p> <ol style="list-style-type: none"> 1. was 2. is 3. are 4. am 5. are 6. were 7. is 8. were 9. is 10. were <p>Act. A.3</p> <p>Milko: are Martin: am, are Milko: are Martin: is Mila: are Mila: is Mila: is Milko: is Melchor: are</p>
<p>What I have Learned</p> <ol style="list-style-type: none"> 1. is and was 2. are and were 3. are and were 4. am and was <p>What I Can Do</p> <p>Answers may vary.</p>	<p>Assessment</p> <ol style="list-style-type: none"> 1. were 2. was 3. are 4. is 5. are 6. was 7. are 8. am 9. is 10. was 	<p>Additional Activity</p> <ol style="list-style-type: none"> 1. was 2. were 3. was 4. are 5. are 6. am 7. is

Reference

Department of Education, *K-12 English Curriculum Guide in English*.
Pasig City: Department of Education, 2016, 57.

For inquiries or feedback, please write or call:

Department of Education - Bureau of Learning Resources (DepEd-BLR)

Ground Floor, Bonifacio Bldg., DepEd Complex
Meralco Avenue, Pasig City, Philippines 1600

Telefax: (632) 8634-1072; 8634-1054; 8631-4985

Email Address: blr.lrqad@deped.gov.ph * blr.lrpd@deped.gov.ph