


Senior High School

General Mathematics

Quarter 2 – Module 10: Market Indices for Stocks and Bonds



General Mathematics
Alternative Delivery Mode
Quarter 2 – Module 10: Market Indices for Stocks and Bonds
First Edition, 2021

Republic Act 8293, section 176 states that: No copyright shall subsist in any work of the Government of the Philippines. However, prior approval of the government agency or office wherein the work is created shall be necessary for exploitation of such work for profit. Such agency or office may, among other things, impose as a condition the payment of royalties.

Borrowed materials (i.e., songs, stories, poems, pictures, photos, brand names, trademarks, etc.) included in this module are owned by their respective copyright holders. Every effort has been exerted to locate and seek permission to use these materials from their respective copyright owners. The publisher and authors do not represent nor claim ownership over them.

Published by the Department of Education
Secretary: Leonor Magtolis Briones
Undersecretary: Diosdado M. San Antonio

Development Team of the Module

Writers: Baby Jane B. Agudo

Editors: Elizabeth D. Lalunio, Elizabeth B. Dizon, Anicia J. Villaruel, Roy O. Natividad

Reviewers: Fritz A. Caturay, Necitas F. Constante, Celestina M. Alba,
Jerome A. Chavez, Shiela Marie Arce, Carmela Ana A. Reforma,
Rafaela M. Merle

Illustrators: Hanna Lorraine G. Luna, Diane C. Jupiter

Layout Artist: Sayre M. Dialola, Roy O. Natividad, Noel Rey T. Estuita, Argie L. Ty,
Jilky I. Bosque

Management Team: Francis Cesar B. Bringas
Job S. Zape, Jr.
Ramonito Elumbaring
Reicon C. Condes
Elaine T. Balaogan
Fe M. Ong-ongowan
Elias A. Alicaya Jr.
Gregorio A. Co Jr.
Gregorio T. Mueco
Herbert D. Perez
Lorena S. Walangsumbat
Jee-Ann O. Borines
Asuncion C. Ilao

Printed in the Philippines by _____

Department of Education – Region 4A CALABARZON

Office Address: Gate 2 Karangalan Village, Brgy. San Isidro, Cainta, Rizal
Telefax: 02-8682-5773/8684-4914/8647-7487
E-mail Address: lrmd.calabarzon@deped.gov.ph

Senior High School

General Mathematics

Quarter 2 – Module 10:

Market Indices

for Stocks and Bonds

Introductory Message

This Self-Learning Module (SLM) is prepared so that you, our dear learners, can continue your studies and learn while at home. Activities, questions, directions, exercises, and discussions are carefully stated for you to understand each lesson.

Each SLM is composed of different parts. Each part shall guide you step-by-step as you discover and understand the lesson prepared for you.

Pre-tests are provided to measure your prior knowledge on lessons in each SLM. This will tell you if you need to proceed on completing this module or if you need to ask your facilitator or your teacher's assistance for better understanding of the lesson. At the end of each module, you need to answer the post-test to self-check your learning. Answer keys are provided for each activity and test. We trust that you will be honest in using these.

In addition to the material in the main text, Notes to the Teacher are also provided to our facilitators and parents for strategies and reminders on how they can best help you on your home-based learning.

Please use this module with care. Do not put unnecessary marks on any part of this SLM. Use a separate sheet of paper in answering the exercises and tests. And read the instructions carefully before performing each task.

If you have any questions in using this SLM or any difficulty in answering the tasks in this module, do not hesitate to consult your teacher or facilitator.

Thank you.



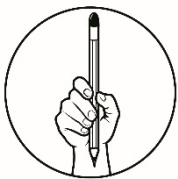
What I Need to Know

Previously, you learned how to illustrate stocks and bonds and distinguish between stocks and bonds, and how to solve problems involving stocks and bonds.

Get ready and focus on the world of investing.

After going through this module, you are expected to:

1. analyze the different market indices for stocks and bonds.



What I Know

Let's find out how far you know about this topic! Please take this challenge! Have Fun! Choose the letter of the best answer. Write the chosen letter on a separate sheet of paper.

1. Which of the following defines a stock market index?
 - a. It is a measure of a portion of the stock market.
 - b. It is the value of the index.
 - c. Dividend per share last year.
 - d. Net change between the two last trading days.

For items 2 – 8, refer to the table below.

52-WK-HIGH	52-WK-LOW	STOCK	HIGH	LOW	DIV	VOLUME (100s)	CLOSE	NET CHG
64.30	61.00	ABC	63.00	60.00	.70	3050	64.20	0.20
98.00	82.00	DEF	98.00	80.00	.30	700	98.20	-0.2
88.00	84.50	GHI	87.55	83.50	.50	1000	87.50	0.20
74.00	80.50	JKL	72.55	70.50	.30	900	72.50	0.20

2. What is the lowest price for the past 52 weeks of stock DEF?
 - a. ₱82
 - b. ₱84
 - c. ₱88
 - d. ₱98

3. During the past 52 weeks, which stocks in the table sold at the highest price?
 - a. ABC
 - b. DEF
 - c. GHI
 - d. JKL

4. What was the closing price the day before the last trading day of stock GHI?
 - a. ₱87.60
 - b. ₱87.50
 - c. ₱87.40
 - d. ₱87.30

5. During the past 52 weeks, which stocks in the table sold at the lowest price?
 - a. ABC
 - b. DEF
 - c. GHI
 - d. JKL

6. How many shares of stock ABC were traded?
 - a. 305,000
 - b. 405,000
 - c. 505,000
 - d. 605,000

7. Which stocks have the lowest shares were traded for the day?
 - a. ABC
 - b. DEF
 - c. GHI
 - d. JKL

8. What is the net change between the two last trading days of stock JKL?
 - a. -0.20
 - b. 0.20
 - c. 0.30
 - d. 0.50

For items 9 – 13, refer to the table below.

Bid			Ask/Offer		
Size		Price	Price		Size
150	365,100	22.6000	22.8000	22,000	1
12	71,600	22.5500	22.9000	185,600	4
40	546,500	22.5000	22.1500	4,100	1

9. What is the total number of trader who wishes to buy a total of 365,100 shares at ₱22.60 per share?
 - a. 120
 - b. 130
 - c. 140
 - d. 150

10. How many trader/s is willing to sell his/her 22,000 shares for ₱22.80 per share?
- a. 6
 - b. 4
 - c. 2
 - d. 1
11. What is the total number of trader who wishes to buy a total of 546,500 shares at ₱22.50 per share?
- a. 12
 - b. 40
 - c. 150
 - d. 160
12. How many trader/s is willing to sell his/her 185,600 shares for ₱22.90 per share?
- a. 6
 - b. 4
 - c. 2
 - d. 1
13. What is the total number of trader who wishes to buy a total of 71,600 shares at ₱22.55 per share?
- a. 12
 - b. 40
 - c. 150
 - d. 160
14. It refers to the number of individual buy orders and the total number of shares they wish to buy.
- a. ask size
 - b. bid size
 - c. ask price
 - d. bid price
15. It can be a standard by which investors can compare the performance of their stocks.
- a. stock index
 - b. market index
 - c. market price
 - d. stock price

Lesson**1****Market Indices for Stocks and Bonds**

Learning how to invest your money is indispensable for your future. One of the primary benefits of investing in the stock market is the chance to grow your money.

You have learned from your previous modules on how to find the dividend per share, determine the stock yield ratio and compare two or more investments. This module will help you analyze the different market indices for stocks and bonds and interpret the theory of efficient markets.

***What's In***

Let us start your journey by recalling the previous lessons you already learned about stocks and bonds.

Activity 1

Study the given table and calculate the gain or loss for each item and record your answer in the fourth column under “Change in Price”. In the fifth column, write whether the change in price is a gain or loss.

Item	Price Bought	Price Sold	Change in Price	Gain or Loss
1	₱1,552.50	₱1,580.60		
2	₱468.90	₱449.80		
3	₱345.70	₱390.90		
4	₱1,298.20	₱1,250.50		
5	₱456.30	₱600.00		

Activity 2

Multiply the **Number of Items** by the **Price per Item** to calculate the **Total Cost of the Items**.

Item	Number of Items	Price Per Item	Total Cost of the Items
1	600	₱85.60	
2	150	₱80.50	
3	65	₱325.50	
4	450	₱165.00	
5	70	₱123.00	

Activity 3

Read each problem below and answer the questions that follow:

Jhom owns 85 shares of common stock, worth ₱500 per value. If the corporation declares a $6\frac{1}{4}\%$ dividend, (a) what is the total dividend that Jhom should get?

(b) Did Jhom make the right decision to have a share in the stock market? Yes or No? Explain why.



Notes to the Teacher

To be able to arrive in an accurate and similar answer, the teacher must advise the learners to recall the formula in different markets for stocks and bonds.



What's New

Now, you already know how to find the dividend per share and determine the stock yield ratio. Also, you already learned how to compare the two or more investments. I am confident that you are now ready for the new lesson.

Stock on You!

The table below shows how information about stocks can be presented (values are hypothetical).

52-WK-HIGH	52-WK-LOW	STOCK	HIGH	LOW	DIV	VOLUME (100s)	CLOSE	NET CHG
74.30	68.00	AAA	70.00	69.50	.70	9050	70.25	0.10
115.00	82.00	BBB	113.90	112.30	.30	10700	113.3	-0.20
88.00	84.50	CCC	87.55	83.50	.50	500	87.50	0.20
57.19	35.80	DDD	56.00	54.20	.28	10200	56.20	-0.15
31.60	23.25	EEE	30.00	27.80	1.70	1500	30.00	0.30

A. Use the Stocks for AAA to answer the following questions:

1. Give the highest and lowest prices for the past 52 weeks.
2. Give the highest and lowest prices for AAA shares yesterday.
3. What was the dividend per share last year?
4. What was the closing price on the last trading day?
5. What was the closing price the day before the last trading day?

B. Use the table to answer the following questions:

1. During the past 52 weeks, which stocks in the table sold at the highest price? At the lowest price?
2. How many shares of EEE were traded?
3. Which stocks have the highest and lowest shares were traded for the day?



What is It

In the previous activity, first, you need to analyze the information included in the stock table. To find the highest price for the past 52 weeks, you need to look under the heading **52-WK-HIGH**. The price is given as 74.30. Thus, the highest selling price of the stock in the past 52 weeks was ₱74.30.

To find the lowest price for the past 52 weeks, you need to look under the heading **52-WK-LOW**. The price is given as 68. Thus, the lowest selling price for a share of AAA stock for the past 52 weeks was ₱68.00. To find the highest and lowest prices for the shares yesterday, look under the heading **HIGH** and **LOW** we have the numbers 70 and 69.50 respectively. Thus, the highest and lowest prices for AAA shares were ₱70. and ₱69.50. Looking at the heading **DIV**, we have the entry 0.70. Thus, the dividend per share last year was 0.70.

Going back to the table, to find the closing price in the last trading day look under the heading **CLOSE**, the number given is 70.25. Thus, when the stock exchange closed in the last trading, the price was ₱70.25. The closing price the day before the last trading day is the difference between **CLOSE** and **NETCHG**, thus we have $₱70.25 - ₱0.10 = ₱70.15$.

To answer the following questions in letter B you need to compare all the information or data in the table. During the past 52 weeks, the BBB stock sold at the highest price ₱115 and EEE stock sold at the lowest price ₱31.60. To find the total shares were traded of EEE look under the heading **VOLUME**, referring to sales volume and the number given was 1500. In this case stock EEE sold 1,500 shares of 100 which is equal to 150,000 shares. The BBB stock has the highest shares were traded with 10,700 shares of 100 which is equal to 1,070,000 and CCC stock was the lowest shares were traded with 500 shares of 100 which is equal to 50,000.

For better understanding, study the definition of the related terms involving market indices for stocks and bonds and analyze the given examples.

Definition:

The measure of a portion of the stock market is called the **stock market index**.

One of the examples is the PSE Composite Index or PSEi. It is composed of 30 companies carefully selected to present the general movement of market prices.

The up and down movement in percent change over time can indicate how the index is performing.

Sector indices, indices that representing a particular sector.

Examples: financial institutions, industrial corporations, holding firms, service corporations, mining/ oil, property.

The stock index can be a standard by which investors can compare the performance of their stocks. A financial institution may want to compare its performance with those others. This can be done by comparing it with the “financials” index.

Stock Index Tables

Stock indices are reported in the business section of magazines or newspapers, as well as online. Here is the example of the stock index table that shows how a list of index values is typically presented.

As of June 10, 2020 12:50:00 PM		MARKET CLOSED	
Index	Value	Chg	%Chg
PSEi	6,439.37	-144.47	-2.19 ▼
All Shares	3,786.10	-75.99	-1.97 ▼
Financials	1,309.13	-43.55	-3.22 ▼
Industrial	8,127.94	-93.02	-1.13 ▼
Holding Firms	6,551.17	-165.15	-2.46 ▼
Services	1,437.55	-4.97	-0.35 ▼
Mining and Oil	5,260.90	-209.65	-3.83 ▼
Property	3,229.28	-85.33	-2.57 ▼

Value – it refers to the value of index

Chg – change of the index value from the previous trading day (the difference between the value today and value yesterday)

%Chg – ratio of Chg to Val (Chg divided by Val)

Stock Tables

It is necessary to know and how to read the data or information in stocks and it can be presented in the table. (values are hypothetical)

52-WK-HIGH	52-WK-LOW	STOCK	HIGH	LOW	DIV	VOL (100s)	CLOSE	NET CHG
74.30	68.00	AAA	70.00	69.50	.70	9050	70.25	0.10
115.00	82.00	BBB	113.9	112.30	.30	10700	113.30	-0.20
88.00	84.50	CCC	87.55	83.50	.50	500	87.50	0.20
57.19	35.80	DDD	56.00	54.20	.28	10200	56.20	-0.15
31.60	23.25	EEE	30.00	27.80	1.70	1500	30.00	0.30

We will use the headings and the first row of the table to explain each column and this serves as an example.

STOCK	<ul style="list-style-type: none"> The heading STOCK is a three-letter symbol the company using for trading. Example AAA
52-WK-HIGH	<ul style="list-style-type: none"> The heading 52-WK-HIGH is the highest selling price of the stock in the past 52 weeks. The highest price at which AAA stock traded during the past 52 weeks was ₱74.30.
52-WK-LOW	<ul style="list-style-type: none"> The heading 52-WK-LOW is the lowest selling price of the stock in the past 52 weeks. The lowest price at which AAA stock traded during the past 52 weeks was ₱68
HIGH	<ul style="list-style-type: none"> The heading HIGH is the highest selling price of the stock on the last trading day. The selling price of AAA stock in the last trading day was ₱70.
LOW	<ul style="list-style-type: none"> The heading LOW is the lowest selling price of the stock on the last trading day. The selling price of AAA stock in the last trading day was ₱69.50.
DIV	<ul style="list-style-type: none"> The heading DIV is the dividend per share last year. The dividend per share last year of AAA stock was 0.70
VOL	<ul style="list-style-type: none"> The heading VOL is the number of shares (in hundreds) traded in the last trading day. In this case, stock AAA sold 9050 shares of 100 which is equal to 905,000 shares.

CLOSE
70.25

- The heading **CLOSE** is the closing price on the last trading days. The closing price of AAA stock in the last trading day was ₱70.25.

NET CHG
0.10

- The heading **NETCHG** is the net change between the last two trading days. In the case AA, the net change is 0.10. The closing price the day before the last trading day is ₱70.25 – 0.10 = ₱70.15

Buying or Selling Stocks

To sell his stock is another way of a shareholder to earn an income. A broker may be used to buy or sell stocks. Nowadays, most of the transactions are done by making a phone call to a registered broker or by logging on to a reputable online platform. Those with accounts in online trading platforms may often encounter a table such as the following.

Bid			Ask/Offer		
Size		Price	Price		Size
122	354,100	21.60	21.80	20,000	1
9	81,700	21.55	21.90	183,500	4
42	456,500	21.50	22.15	5,100	1
2	12,500	21.45	22.25	11,800	4
9	14,200	21.40	22.30	23,400	6

In the table, the terms mean the following:

Bid Size – the number of individual buy orders and the total number of shares they wish to buy.

Bid Price – the price that buyers are willing to pay for the stock

Ask Price - the price that the sellers of the stock are willing to sell the stock

Ask Size – how many individual sell orders have been placed in the online platform and the total number of shares these sellers wish to sell.

Look at the table above, the first row under Bid means that there are a total of 122 traders who wish to buy a total of 354,100 shares at ₱21.60 per share. On the other hand, the first row under Ask means that just one trader is willing to sell his/her 20,000 shares at a price of ₱21.80 per share.

Bond Market Indices

A **bond market index** is a measure of a portion of a bond market. A **bond** is a form of long – term investment issued by a corporation or government where the purchaser becomes a creditor of the company. A **bondholder** is the one who holds a corporation or government bond.

The main platform for bonds or fixed-income securities in the Philippines is the Philippine Dealing and Exchange Corporation (or PDEX). Unlike stock indices that are associated with virtually every stock market in the world, bond market indices are far less common. Other than certain regional bond indices that have sub-indices covering the Philippines, our bond market does not typically compute a bond market index. Instead, the market rates produced from the bond market are interest rates that may be used as benchmarks for other financial instruments.

The Bond Market and Government Bonds

Government bonds are sold out to banks and other brokers and dealers every Monday by Bureau of Treasury. It depends on their terms (or tenors), these bonds are also called treasury bills (t – bills), treasury notes (t-notes), or treasury bonds (t-bonds). On the day right after the auction, the news agencies are normally reported the resulting coupon rates and the total amount sold for these bonds. Since these bond transactions involve large amounts, these bonds are usually limited to banks, insurance firms, and other financial institutions. The banks may then resell these bonds to their investors.

Although the coupon rate for bonds is fixed, bond prices fluctuate because they are traded among investors in what is called the secondary market. These prices are determined by supply and demand, the prevailing interest rates, as well as other market forces. As the price of the bond may increase or decrease, some investors may choose to sell back to banks the bonds they acquired before their maturity to cash in their gains even before maturity.

Despite the fact that bond investing is considered safer than stock investing, there is still some risk involved. The most extreme scenario is a default by the issuer. In this case, the investor can lose not only the coupons but even the money invested in

the bond. Bond investors should thus be aware of the financial condition of the issuer of the bond and prevailing market conditions.

Example 1

Consider the stock for FFF and GGG to answer the questions that follow.

52-WK-HIGH	52-WK-LOW	STOCK	HIGH	LOW	DIV	YLD %	VOL (100s)	CLOSE	NET CHG
75	69	FFF	71.00	67.90	3.50	2.5	190	72.30	0.30
118	100	GGG	115.20	114.30	1.40	3.1	10500	115.00	-0.10

For stocks FFF and GGG answer item 1-6

1. Give the highest and lowest prices for the past 52 weeks.
2. Give the highest and lowest prices shares yesterday.
3. What was the dividend per share last year?
4. What was the annual percentage yield last year?
5. What was the closing price in the last trading day?
6. What was the closing price the day before the last trading day?
7. During the past 52 weeks, which stocks in the table sold at the highest price? At the lowest price?
8. How many shares of GGG were traded?
9. Which stocks have the lowest shares were traded for the day?

Answers:

For Stock FFF:

1. 52-WK-HIGH = ₱75
52-WK-LOW = ₱69
2. Highest Price = ₱71
Lowest Price = ₱67.90
3. Dividend per share = ₱3.50
4. YLD% = 2.5%
5. Closing Price = ₱72.30
6. Closing Price (the day before the last trading day) = ₱72.30 - ₱0.30 = ₱72

For Stock GGG:

1. 52-WK-HIGH = ₱118
52-WK-HIGH = ₱100
2. Highest Price = ₱115.20
Lowest Price = ₱114.30
3. Dividend per share = ₱1.40
4. YLD% = 3.1%
5. Closing Price = ₱115.00
6. Closing Price (the day before the last trading day) = ₱115.00 + ₱0.10 = ₱115.10
7. During the past 52 weeks, the GGG stock sold at the highest price ₱118 and FFF stock sold at the lowest price ₱75.
8. The total shares were traded of look under the heading volume, referring to sales volume and the number given was 10,500. In this case stock GGG sold 10,500 shares of 100 which is equal to 1,050,000 shares.
9. The FFF stock has the lowest shares were traded with 190 shares of 100 which is equal to 19,000 shares.

Example 2

Rachel owns 2,000 shares of a company A at ₱980 per share. She also owns 15 000 shares for company B at ₱250 per share. In which company is the total value of her share greater? Explain how you know which is greater.

To calculate the total value of her share:

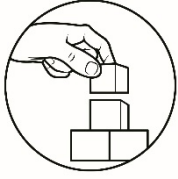
Company A

$$\begin{aligned}\text{No. of shares} \times \text{Selling Price} &= \text{Total Price} \\ 2,000 \times \text{₱}980 &= \text{₱}1,960,000\end{aligned}$$

Company B

$$\begin{aligned}\text{No. of shares} \times \text{Selling Price} &= \text{Total Price} \\ 15,000 \times \text{₱}250 &= \text{₱}3,750,000\end{aligned}$$

Therefore, the greater value of her share is in company B with 15,000 at ₱250 per share, its total value is ₱3,750,000. To find which company will give a greater value of share multiply the number of shares to its selling price then compare the final answer.



What's More

Activity 1.1

A. Consider the stock for the first company to answer the questions that follow.

52-WK-HIGH	52-WK-LOW	STOCK	HIGH	LOW	DIV	VOL (100s)	YLD %	CLOSE	NET CHG
74.30	68.00	HHH	70.00	69.50	.70	9050	2.6	70.25	0.10
115.00	82.00	III	113.90	112.30	.30	10700	2.5	113.30	-0.20
88.00	84.50	JJJ	87.55	83.50	.50	500	3.1	87.50	0.20
57.19	35.80	KKK	56.00	54.20	.28	10200	4.2	56.20	-0.15
31.60	23.25	LLL	30.00	27.80	1.70	1500	2.0	30.00	0.30

1. Give the highest and lowest prices for the past 52 weeks.
2. Give the highest and lowest prices for shares yesterday.
3. What was the dividend per share last year?
4. What was the annual percentage yield last year?
5. What was the closing price on the last trading day?
6. What was the closing price the day before the last trading day?

B. Use the stock table above to answer the following questions.

7. During the past 52 weeks, which stocks in the table sold at the highest price? At the lowest price?
8. How many shares of KKK were traded?
9. Which stocks have the lowest shares were traded for the day?
10. Which stocks have the highest shares were traded for the day?

Activity 1.2

True or False: Read each statement below carefully. Place a **T** on the line if you think a statement is **TRUE**. Place an **F** on the line if you think the statement is **FALSE**.

- _____ 1. Stocks are shares in the ownership of a company.
- _____ 2. A stock market index is a measure of a portion of the stock market.
- _____ 3. The up and down movement in percent change over time can indicate how the index is performing.
- _____ 4. Bid Size is the price that buyers are not willing to pay for the stock.
- _____ 5. Bid size is the number of individuals who buy orders and the total number of shares they wish to buy.
- _____ 6. Buying and selling stocks can be done by making phone calls to a registered broker or by logging on to a reputable online trading platform.
- _____ 7. A stock market index is a measure of a portion of the bond market.
- _____ 8. Stock indices are far less common than bond market indices.

Activity 1.3

Solve the following problems.

1. Nicco owns 5,000 shares of a company at ₱780 per share. He also owns 25,000 shares for another company at ₱260 per share. In which company is the total value of her share greater? Explain how you know which is greater.
- _____
- _____
- _____
2. On July 1, 2019, Aldrin bought 400 shares of ABC stocks at ₱450 per share. He sold half of his shares on August 3, 2019, for ₱470. How much money did he gain or lose on the investment?
- _____
- _____
- _____

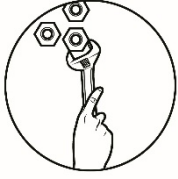


What I Have Learned

A. Please read the sentences carefully and fill in the missing word/s by writing your answer on the space provided for.

1. A _____ is a measure of a portion of the stock market.
2. The _____ can be a standard by which investors can compare the performance of their stocks.
3. The highest selling price of the stock in the past 52 weeks is represented as _____ on a stock table.
4. The highest selling price of the stock in the last trading day weeks is represented as _____ on a stock table.
5. A _____ is a measure of a portion of a bond market.
6. _____ is the price that the buyers are willing to pay for the stock.
7. _____ is the price that the sellers of the stock are willing to sell the stocks.
8. _____ tells how many individual sell orders have been placed in the online platform and the total number of shares these sellers wish to sell.

B. If you know the number of shares you bought and the price per share, how can this be used in calculating the total cost of your investment?

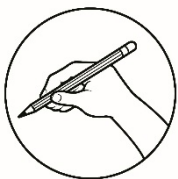


What I Can Do

Using the latest newspaper, or available online information choose a stock table for a company of your choice and explain the meaning of the data that can be found on the table.

Your output will be graded using this rubric.

Score	Criteria
Highly Proficient (90-100%)	The output demonstrates a complete understanding of interpreting a stock table. The data in each column on the table was discussed with complete, accurate, and clear explanations. It is also error-free, without ambiguity, and grammatically correct.
Proficient (80-89%)	The output demonstrates a considerable understanding of interpreting a stock table. The data in each column on the table was discussed with complete explanations. There are 1 to 2 grammatical errors.
Developing (70-79%)	The output demonstrates some understanding of interpreting a stock table. The data in each column on the table was discussed with minimal explanations. There are more than 2 to 5 grammatical errors.
Beginning (60-69%)	The output demonstrates a limited understanding of interpreting a stock table. The data in each column on the table was not discussed clearly. There are more than 5 grammatical errors.



Assessment

Choose the letter of the best answer. Write the chosen letter on a separate sheet of paper.

1. It is a measure of a portion of the stock market
 - a. stock market
 - b. stock market index
 - c. value of the index
 - d. dividend

For items 2 – 8, refer to the table below.

52- WK- HIGH	52- WK- LOW	STOCK	HIGH	LOW	DIV	VOLUME (100s)	CLOSE	NET CHG
65	62.50	LMN	64.00	60.00	.10	350	64.20	0.30
87	85.00	OPQ	86.30	85.00	.30	700	87.00	-0.20
94	92.50	RST	93.55	92.25	.40	15000	93.50	0.10
79	70.50	XYZ	78.55	76.50	.20	9300	78.50	0.40

2. What is the lowest price for the past 52 weeks of stock RST?
 - a. ₱62.50
 - b. ₱70.50
 - c. ₱85
 - d. ₱92.50
3. During the past 52 weeks, which stocks in the table sold at the highest price?
 - a. RST
 - b. XYZ
 - c. OPQ
 - d. LMN
4. What was the closing price the day before the last trading day of stock XYZ?
 - a. ₱87.60
 - b. ₱87
 - c. ₱78.10
 - d. ₱78.50
5. During the past 52 weeks, which stocks in the table sold at the lowest price?
 - a. LMN
 - b. OPQ
 - c. RST
 - d. XYZ
6. How many shares of stock OPQ were traded?
 - a. 70
 - b. 700
 - c. 7,000
 - d. 70,000
7. Which stock has the lowest shares were traded for the day?
 - a. XYZ
 - b. LMN
 - c. OPQ
 - d. RST
8. What is the net change between the two last trading days of stock XYZ?
 - a. -0.20
 - b. 0.10
 - c. 0.30
 - d. 0.40

For items 9 – 12, refer to the table below.

Bid			Ask/Offer		
	Size	Price	Price	Size	
360	364,200	23.6000	23.8000	22,000	2
11	61,600	23.5500	23.9000	188,600	5
56	537,500	23.5000	23.1500	4,100	1

9. What is the total number of trader who wishes to buy a total of 537,500 shares at ₱23.50 per share?
 - a. 11
 - b. 56
 - c. 140
 - d. 350

10. How many trader/s is willing to sell his/her 22,000 shares for ₱23.80 per share?
 - a. 6
 - b. 5
 - c. 4
 - d. 2

11. What is the total number of trader who wishes to buy a total of 61,600 shares at ₱23.55 per share?
 - a. 11
 - b. 14
 - c. 56
 - d. 360

12. How many trader/s is willing to sell his/her 188,600 shares for ₱23.90 per share?
 - a. 1
 - b. 2
 - c. 5
 - d. 11

13. What is the total number of trader who wishes to buy a total of 364,200 shares at ₱23.600 per share?
 - a. 11
 - b. 56
 - c. 140
 - d. 360

14. It refers to how many individual sell orders have been placed in the online platform and the total number of shares these sellers wish to sell.
 - a. ask size
 - b. bid size
 - c. ask price
 - d. bid price

15. It refers to the price that the sellers of the stock are willing to sell the stock.
 - a. ask size
 - b. bid size
 - c. bid price
 - d. ask price



Additional Activities

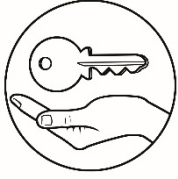
Using stock table for a company of your choice in **What I Can Do**. Answer the following questions.

A. Use the Stocks for the first company to answer the following questions:

1. Give the highest and lowest prices for the past 52 weeks.
2. Give the highest and lowest prices for shares yesterday.
3. What was the dividend per share last year?
4. What was the closing price on the last trading day?
5. What was the closing price the day before the last trading day?

B. Use the table and answer the following questions:

6. During the past 52 weeks, which stocks in the table sold at the highest price? At the lowest price?
7. How many shares of EEE were traded?
8. Which stocks have the highest and lowest shares were traded for the day?



Answer Key

Assessment

1. b
2. d
3. a
4. c
5. a
6. d
7. b
8. d
9. b
10. d
11. a
12. c
13. d
14. a
15. d

What's More

Activity 1.1

- 52-WK-HIGH = ₱74.30
- 52-WK-HIGH = ₱68.00
- Highest Price = ₱70.00
- Lowest Price = ₱69.5
- Dividend per share = ₱0.70
- YLD% = 2.6%
- Closing Price = ₱70.25
- Closing Price (the day before the last trading day) = ₱70.25 - ₱0.10 = ₱70.15

B.

- Highest Price: stock III
- Lowest Price: stock LLL
- 1,020,000
- Stock JJJ
- Stock III

Activity 1.2

- T
- T
- T
- F
- T
- T
- T
- F

Activity 1.3

- The greater value of her share is the second company with 250 shares at ₱260.00 per share
- Aldrin gained ₱4,000 on his investment.

What I Know

1. a
2. a
3. b
4. d
5. a
6. a
7. b
8. b
9. d
10. d
11. b
12. b
13. a
14. b
15. a

References

Oronce, Orlando. *General Mathematics*. Sampaloc Manila, Philippines. Rex Bookstore, Inc. 2016.

General Mathematics Learner's Material. First Edition. 2016. pp. 217 - 224

*DepED Material: General Mathematics Learner's Material

<http://www.pse.com.ph/stockMarket/home.html>

For inquiries or feedback, please write or call:

Department of Education - Bureau of Learning Resources (DepEd-BLR)

Ground Floor, Bonifacio Bldg., DepEd Complex
Meralco Avenue, Pasig City, Philippines 1600

Telefax: (632) 8634-1072; 8634-1054; 8631-4985

Email Address: blr.lrqad@deped.gov.ph * blr.lrpd@deped.gov.ph