


English

Quarter 2 – Module 11: What Is It?



English – Grade 3
Alternative Delivery Mode
Quarter 2 – Module 11: What Is It?
First Edition, 2020

Republic Act 8293, section 176 states that: No copyright shall subsist in any work of the Government of the Philippines. However, prior approval of the government agency or office wherein the work is created shall be necessary for exploitation of such work for profit. Such agency or office may, among other things, impose as a condition the payment of royalties.

Borrowed materials (i.e., songs, stories, poems, pictures, photos, brand names, trademarks, etc.) included in this module are owned by their respective copyright holders. Every effort has been exerted to locate and seek permission to use these materials from their respective copyright owners. The publisher and authors do not represent nor claim ownership over them.

Published by the Department of Education
Secretary: Leonor Magtolis Briones
Undersecretary: Diosdado M. San Antonio

Development Team of the Module

Authors:	Ian Bert A. Sotes, Rhojard L. Gunting	
Editor:	Michelle D. Lago	
Reviewers:	Jeneve P. Nieves, Belen D. Tado, Christopher U. Gonzales, Aries A. Gamino	
Illustrator:	Maureen Ava R. Morales	
Layout Artists:	Neil Edward D. Diaz, Ma. Jayvee A. Garapan	
Management Team:	Allan G. Farnazo	Dee D. Silva
	Mary Jeanne B. Aldeguer	Eduard C. Amoguis
	Analiza C. Almazan	Ernie M. Aguan
	Ma. Cielo D. Estrada	Lourdes A. Navarro
	Manuel P. Vallejo	Allen T. Guilaran

Printed in the Philippines by _____

Department of Education – Region XI

Office Address: F. Torres St., Davao City

Telefax: (082) 291-1665; (082) 221-6147

E-mail Address: region11@deped.gov.ph * lrms.regionxi@deped.gov.ph

English

Quarter 2 – Module 11:
What Is It?

Introductory Message

This Self-Learning Module (SLM) is prepared so that you, our dear learners, can continue your studies and learn while at home. Activities, questions, directions, exercises, and discussions are carefully stated for you to understand each lesson.

Each SLM is composed of different parts. Each part shall guide you step-by-step as you discover and understand the lesson prepared for you.

Pre-tests are provided to measure your prior knowledge on lessons in each SLM. This will tell you if you need to proceed on completing this module or if you need to ask your facilitator or your teacher's assistance for better understanding of the lesson. At the end of each module, you need to answer the post-test to self-check your learning. Answer keys are provided for each activity and test. We trust that you will be honest in using these.

In addition to the material in the main text, Notes to the Teacher are also provided to our facilitators and parents for strategies and reminders on how they can best help you on your home-based learning.

Please use this module with care. Do not put unnecessary marks on any part of this SLM. Use a separate sheet of paper in answering the exercises and tests. And read the instructions carefully before performing each task.

If you have any questions in using this SLM or any difficulty in answering the tasks in this module, do not hesitate to consult your teacher or facilitator.

Thank you.



What I Need to Know

Every time you see pictures in magazines, newspapers, books, or any reading material, what do you usually think? Perhaps, you can easily put some statements about the picture or make a judgment about it. Well, pictures, news, and announcements do really help you get the right information. It will also help you in making the text simpler and easier to understand.

Get ready! In this module, you are going to see a lot of pictures! You will write words and sentences about the given pictures that will attest how you understand as you study and observe them. Have fun in learning!

After going through this module, you should be able to:

- use different sources of information in reading (EN3RC-IIIg-j-2.5).

Let's get started!



What I Know

Directions: Study each picture below. Match it with the sentence that tells about the picture. Write your answers on a separate blank sheet of paper.

A


B

1




a. Ric did not study last night.

2



b. My mom bought some fruits and vegetables from the market.

3



c. David finished his homework.

4



d. She consulted her doctor last week

5



e. Ann went to the mall yesterday

Lesson

1

Using Different Sources of Information in Reading

In the past lesson, you learned how to distinguish fact from opinion. Let's have a quick review of it.

Are you ready?



What's In

Directions: Write **Fact** or **Opinion** for each statement below. Write your answers on a separate blank sheet of paper.

1. Dogs are better than cats.
2. Performing in front of class is a scary thing to do.
3. There are seven days in a week.
4. Water is necessary for plants to grow.
5. It is important to drink eight glasses of water a day to be healthy.



Notes to the Teacher

You should give attention and find the best time to assist the learner. Make sure to check his/her work and clarify any doubts and misunderstanding about facts and opinions.



What's New

Before you proceed to the activities found in this module, do the pre-test below.

Directions: Study the picture below. Choose five words that tell about the picture from the box. Form one sentence using these five words. Write your answers on a separate blank sheet of paper.



1.

2.

5.

3.

4.

draw

plant

saw

help

talk

teacher

student

dance

write



What is It

Let's try to see and study the picture in the recent activity.



Can you tell me what is happening? It is important to know and understand the right information about the picture. If you can get the right information, then it would be easy for you to recognize what is happening. Pictures, news, announcements, and notices are other sources of information in reading. It is necessary to know what it is all about, where it happens, who are involved, and why it gives you that information.


Example: The teacher helps her student in planting the tree.



What's More

Directions: Write the name of each picture. Choose from the options below the appropriate word that tells about the given picture. Write your answers on a separate blank sheet of paper.

study bicycle walk dance pencil doctor engineer
sing car crown ring sleep jump smell



1.




2.



3.



4.



5.



What I Have Learned

Directions: Fill in the blanks with correct words to complete the paragraph. Write your answers on a separate blank sheet of paper.

It is important to 1. _____ and 2. _____ the right information about the picture. If you can get the 3. _____ information, then it would be easy for you to 4. _____ what is happening. Pictures, news, announcements, and notices are other 5. _____ of information in reading.



What I Can Do

Direction: Read the news carefully.

NEWS

1,534 campus journalists join NSPC 2020

One thousand five hundred thirty-four campus journalists from all over the country participated in the 2020 National Schools Press Conference held in Tuguegarao City, Cagayan last March 9-13.

Fill in the blanks with the details mentioned in the news item.

Write your answers on a separate blank sheet of paper.


1. What: _____
2. Where: _____
3. When: _____
4. Who: _____
5. How many participants were there? _____



Assessment


Directions: Choose the sentence that talks about the picture. Write the letter and words of your answer on a given separate sheet of paper.

1



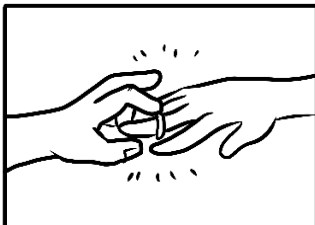
a. My husband gave me a ring.

2



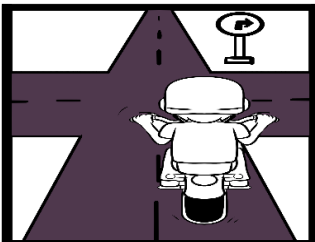
b. I saw a bat outside

3




c. Carl bows after his performance

4



d. Lea learned how to sound letters

5



e. He turns right upon looking at the sign.



Additional Activities

Directions: Look at the picture below. Write two sentences about it. Write your answers on a separate blank sheet of paper.



Good job! You did it well!



Answer Key

<p>Assessment</p> <ol style="list-style-type: none"> 1. b 2. c 3. a 4. e 5. d <p>Additional Activities</p> <p>Answers may vary.</p>	<p>What I Can Do</p> <ol style="list-style-type: none"> 1. 2020 National Schools Press Conference 2. Tuguegarao City, Cagayan 3. March 9-13, 2020 4. participant's coming from different regions in the Philippines 5. 5,134 	<p>What's More</p> <ol style="list-style-type: none"> 1. bicycle 2. sing 3. study 4. ring 5. dance <p>What I Have Learned</p> <ol style="list-style-type: none"> 1. know 2. comprehend 3. right 4. recognize 5. sources
<p>What I Know</p> <ol style="list-style-type: none"> 1. e 2. d 3. c 4. b 5. a 	<p>What's In</p> <ol style="list-style-type: none"> 1. opinion 2. opinion 3. fact 4. fact 5. fact 	<p>What's New</p> <p>(any order)</p> <ol style="list-style-type: none"> 1. teacher 2. plant 3. student 4. help 5. tree <p>(The teacher helps her student in planting the tree.)</p>

References

K to 12 Curriculum Guide ENGLISH May 2016, 62-63.

Mil F. Ponciano et.al., *Let's Get Better in Reading Grade 3 Learner's Material*: Department of Education-Instructional Materials Council Secretariat, 2015, 178, 297-300.

For inquiries or feedback, please write or call:

Department of Education - Bureau of Learning Resources (DepEd-BLR)

Ground Floor, Bonifacio Bldg., DepEd Complex
Meralco Avenue, Pasig City, Philippines 1600

Telefax: (632) 8634-1072; 8634-1054; 8631-4985

Email Address: blr.lrqad@deped.gov.ph * blr.lrpd@deped.gov.ph