

7


Arts

Quarter 2 – Module 2:

INTRINSIC DESIGN: An Access

to a High Quality of Life

Architectures, Sculptures and Everyday Objects in MIMAROPA and Visayas



Arts - Grade 7

Alternative Delivery Mode

**Quarter 2 - Module 2: INTRINSIC DESIGN: An Access to a High Quality of Life
Architectures, Sculptures and Everyday Objects in MIMAROPA and Visayas
First Edition, 2020**

Republic Act 8293, section 176 states that: No copyright shall subsist in any work of the Government of the Philippines. However, prior approval of the government agency or office wherein the work is created shall be necessary for exploitation of such work for profit. Such agency or office may, among other things, impose as a condition the payment of royalties.

Borrowed materials (i.e., songs, stories, poems, pictures, photos, brand names, trademarks, etc.) included in this module are owned by their respective copyright holders. Every effort has been exerted to locate and seek permission to use these materials from their respective copyright owners. The publisher and authors do not represent nor claim ownership over them.

Published by the Department of Education
Secretary: Leonor Magtolis Briones
Undersecretary: Diosdado M. San Antonio

Development Team of the Module

Author:	Jhunness Bhaby A. Villalobos
Content Editor:	Emmanuel C. Alveyra
Language Editors:	Cherrie Rose L. Desaliza, Gladys F. Cantos
Reviewers:	Emmanuel C. Alveyra, Nikka G. Javarez, Norman G. Pereira, Orlando P. Puno, Jumar.L. Nolasco, Nathaniel M. Badenas
Illustrator:	Rey mark L. Miraples, Louie J. Cortez, Richard Amores, Pablo M. Nizal, Jr., Jan Christian D. Cabarrubias
Layout Artist:	Rey mark L. Miraples, Jhunness Bhaby A. Villalobos, Mark R. Delatina, Genesis T. Roman
Management Team:	Benjamin D. Paragas, Mariflor B. Musa, Freddie Rey R. Ramirez, Danilo C. Padilla, Annabelle M. Marmol, Florina L. Madrid, Norman F. Magsino, Dennis A. Bermoy, Emmanuel C. Alveyra

Printed in the Philippines by _____

Department of Education - MIMAROPA REGION

Office Address : Meralco Avenue, Cor. St. Paul Road, Pasig City, Metro Manila

Telephone : (02)863 - 14070

E-mail Address: : clmd.depedro4b@gmail.com

Arts

**Quarter 2 – Module 2:
INTRINSIC DESIGN: An Access
to a High Quality of Life
Architectures, Sculptures and
Everyday Objects in MIMAROPA
and Visayas**

Introductory Message

This Self-Learning Module (SLM) is prepared so that you, our dear learners, can continue your studies and learn while at home. Activities, questions, directions, exercises, and discussions are carefully stated for you to understand each lesson.

Each SLM is composed of different parts. Each part shall guide you step-by-step as you discover and understand the lesson prepared for you.

Pre-tests are provided to measure your prior knowledge on lessons in each SLM. This will tell you if you need to proceed on completing this module or if you need to ask your facilitator or your teacher's assistance for better understanding of the lesson. At the end of each module, you need to answer the post-test to self-check your learning. Answer keys are provided for each activity and test. We trust that you will be honest in using these.

In addition to the material in the main text, Notes to the Teacher are also provided to our facilitators and parents for strategies and reminders on how they can best help you on your home-based learning.

Please use this module with care. Do not put unnecessary marks on any part of this SLM. Use a separate sheet of paper in answering the exercises and tests. And read the instructions carefully before performing each task.

If you have any questions in using this SLM or any difficulty in answering the tasks in this module, do not hesitate to consult your teacher or facilitator.

Thank you.

Lesson

1

INTRINSIC DESIGN: An Access to a High Quality of Life Architectures, Sculptures and Everyday Objects in MIMAROPA and Visayas

Learning Competencies

The learner:

1. identifies the characteristics of arts and crafts in specific areas in MIMAROPA and Visayas, Marinduque (Moriones masks), Palawan (Manunggul Jar), Mindoro (Hanunuo Mangyan writing, basketry, and weaving), Bohol (churches), Cebu (furniture), Iloilo (culinary arts and old houses), Samar (Basey mats), etc. **A7EL-IIa-2**



What I Need to Know

Hello there, learner.

Previously, you have learned and discovered the different arts and crafts of MIMAROPA and Visayas and their distinct characteristics. This time, you will have the chance to discover and learn about their architecture, sculpture and everyday objects. Isn't it exciting?

Philippine architecture is a heritage of the country from its colonizers. Well-known historic structures in the country are from the Spanish Colonial period and is additionally influenced by Japanese, Malay, Hindu, Chinese, and American cultures.

Sculpture is another area of arts in which artists are so passionate about. Before the Spanish colonization, Filipino carvers created sculptures of their traditional gods (*anito*).

Aside from the above-mentioned areas, various artists have explored certain everyday objects and turned them into functional and iconic figures through their skills, talents, and use of tools.

People from MIMAROPA and Visayas indeed have creative hands. With the local materials available in their locality, they are able to create such products as outer manifestation of their gift and skills.

In this module, you will find out the intrinsic designs from various architectures, sculptures and everyday objects which give MIMAROPA and Visayas an access to a high quality of life.

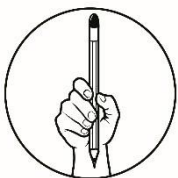
As you go along with this module, you will crack/ decode, classify, differentiate and describe the different architectures, sculptures and everyday objects of MIMAROPA and Visayas. You will be given a corresponding point for every correct answer in order to achieve ranks as if you are playing a mobile game!

Prepare yourself for the tasks. I hope you achieve the highest rank. Good luck and enjoy. Go for the victory!

Learning Objectives

Now that we know who the Mangyans are as well as their home, let us start talking about their music. Our goal for today is simple. By the end of this module, you will be able to:

1. recognize architectures, sculptures, and everyday objects in MIMAROPA and Visayas;
2. determine characteristics of architectures, sculptures, and everyday objects in MIMAROPA and Visayas; and
3. appreciate the beauty and uniqueness of the arts and crafts of MIMAROPA and Visayas through composing a jingle or rap that describes the characteristics of architectures, sculptures, and everyday objects of the said regions.



What I Know

Directions: Read each statement and question carefully. Choose the correct answer and write the letter of your choice in your notebook.

1. It is an everyday object made up of soft and hard woods like jackfruit, narra, black wood ebony, and imported woods, the famous craft of Cebu.
A. Tabuyo
B. Kapis Candle Holder
C. Morion
D. Guitar
2. It is a sculpture that can be found in the Town plaza of Looc, Romblon.
A. Battle of Pulang Lupa
B. Eugenio Daza y Salazar monument
C. Jose Rizal Monument
D. Lin-ay Sang

3. Which of the following is used to elevate the house of Mangyans?

A. Wooden posts	C. Cemented posts
B. Metal posts	D. Limestone posts

4. It is an architecture that was burned by Filipino guerillas so that Japanese intruders would not use the mansion as their military office during the war.

A. The Ruins	C. Fort of Cuyo
B. Church of Molo	D. Church Ruins of Bancuro

5. Which of the following is an example of vernacular architecture?

A. Church Ruins of Bancuro	C. Camiña Balay na Bato
B. House of Taut' Bato	D. The Ruins

6. Which of the following architecture is made up of stilt, bark of tree, cogon grass and bamboo?

A. Camiña Balay na Bato	C. House of Mangyan
B. Zoleta's Ancestral House	D. The Ruins

7. If you will be asked to construct a two-storey house following *Architectura mestiza*, what will be the structure of it?
 - A. The upper level of the house is made up of bamboo; the ground level with wood.
 - B. The upper level of the house is made up of stone; the ground level with wood.
 - C. The upper level of the house is made up of stilts; the ground level with stone.
 - D. The upper level of the house is made up of wood; the ground level with stone.

8. Which of the following does not belong to the group?

A. The Ruins	C. Cathedral of Boac
B. Fort of Cuyo	D. Tau-tau statue

9. Which of the following sculptures can be found in Marinduque that commemorates the 1900 battle between Filipinos and Americans through the command of Lieutenant Colonel Maximo Abad?
 - A. Battle of Pulang Lupa
 - B. Lin-ay Sang
 - C. Eugenio Daza y Salazar monument
 - D. Tau-tau statue

10. Which of the following is true about the difference between Tau-tau statue and Lin-ay Sang sculpture?
- A. Tau-tau statue- modeling technique; Lin-ay Sang- additive technique
 - B. Tau-tau statue- subtractive technique; Lin-ay Sang- casting technique
 - C. Tau-tau statue- additive technique; Lin-ay Sang- subtractive technique
 - D. Tau-tau statue- subtractive technique; Lin-ay Sang- additive technique
11. Which of the following is the common material used in the construction of Bancuro Church Ruins and Boac Cathedral?
- A. Cement
 - B. Adobe
 - C. Wood
 - D. Kapis
12. If *tabuyo* is an everyday object that can be found in Mindoro Provinces, how about Morion?
- A. Cebu
 - B. Iloilo
 - C. Palawan
 - D. Marinduque
13. If someone approaches you and asks about the Miag-ao Church, which of the following is the best way to describe it?
- A. It is one of the landmarks and tourist attractions in Iloilo.
 - B. It is known as the Baroque Fortress Church that served as a fortress against Muslim raiders during the Revolution.
 - C. It is Iloilo's Feminist Church which served as an evacuation center for the civilians during World War II.
 - D. It is a church and center of religious events in Iloilo.
14. Why did the Spaniards built fortresses and garrison during their colonization?
- A. To provide a place for refuge
 - B. To use for different religious celebrations
 - C. To protect their colonial territories
 - D. To show that they can build different types of architecture
15. If you are an engineer and are asked to reconstruct the Ruins and instructed to use the same material when it was built, what will it be?
- A. Coral stone
 - B. Pure concrete and egg white mixture
 - C. Adobe
 - D. Wood




What's In

Activity #1

MODULE REVIEW

To measure your understanding on the previous topic, below are two (2) tasks for you to accomplish.



Task 1: Draw your own cover art for Module 1 which portrays the attire, fabrics and tapestries, as well as crafts and accessories or body ornamentation of MIMAROPA and Visayas. Do this in your activity notebook.



Task 2: Write the characteristics of each art and craft according to its physical appearance and design. Do this in your notebook.

<p style="text-align: center;">Attire</p> <hr/> <hr/> <hr/> <hr/> <hr/> <hr/> <hr/>	<p style="text-align: center;">Fabrics and Tapestries</p> <hr/> <hr/> <hr/> <hr/> <hr/> <hr/> <hr/>
<p style="text-align: center;">Crafts</p> <hr/> <hr/> <hr/> <hr/> <hr/> <hr/> <hr/>	<p style="text-align: center;">Accessories/Body Ornaments</p> <hr/> <hr/> <hr/> <hr/> <hr/> <hr/> <hr/>

Nice! It seems that you really learned something from the previous module. Now, let us start knowing the characteristics of architectures, sculptures, and everyday objects of MIMAROPA and Visayas. Are you ready? If yes, let us get started. Good luck!



What's New

It is time to fulfill the tasks which were prepared for you about the architectures, sculptures, and everyday objects of MIMAROPA and Visayas. Remember, every correct answer in the activities and questions is equivalent to one (1) point. Give your best as you accomplish every task and make the right decisions to achieve the following rankings:

YOUR GOALS	
RANKS	POINTS
WARRIOR	1-10
ELITE	11-20
MASTER	21-30
GRAND MASTER	31-40
EPIC	41-50
LEGEND	51-60
MYTHIC I	61-70
MYTHIC II	71-80
MYTHIC III	81-90
MYTHIC IV	91-100
MYTHIC V	101-110
MYTHICAL GLORY	111-and up

Are you ready? Let's go!

Activity #2: CRACK THE SQUARE

Directions: Crack the names of architectures, sculptures, and everyday objects in the pictures. Cross out squares with Q, X, and V to find out what is hidden. Remember, do not write anything on the module. Please write your answers in your notebook.



C	Q	A	T	H	X
E	D	V	R	A	L
O	F	Q	S	T	.
J	O	S	E	P	H

1. ROMBLON



L	Q	I	X	N	V
-	Q	A	Y	X	V
Q	S	X	A	V	Q
N	X	G	V	Q	X

2. ILOILO



Q	H	O	X	U	V
S	E	Q	O	F	X
M	V	A	Q	N	X
G	V	Y	A	N	Q

3. MINDORO



M	O	N	Q	U	M
E	N	T	X	O	F
J	V	O	S	E	Q
R	I	X	Z	A	L

4. ROMBLON



Q	X	T	A	V	Q
B	X	V	U	Q	X
Y	V	O	Q	X	V
Q	X	V	Q	V	X

5. MINDORO




C	Q	H	X	U	V
Q	R	X	C	V	H
Q	O	F	X	M	V
O	Q	X	L	V	O

6. ILOILO



F	Q	O	X	V	Q
X	V	R	T	Q	X
O	V	F	Q	C	X
V	U	Y	O	Q	X

7. PALAWAN



Q	H	O	X	U	V
S	E	Q	O	F	X
T	A	U	'	T	V
B	A	T	O	Q	X

8. PALAWAN



Q	C	H	U	X	V
R	C	H	Q	O	X
F	V	M	I	Q	A
G	-	A	O	X	V

9. ILOILO



K	A	Q	P	I	S
C	X	A	N	V	D
L	E	Q	H	O	X
L	D	V	E	Q	R

10. PANAY



B	Q	A	T	X	T
L	E	V	O	F	P
U	L	Q	A	N	G
X	L	U	V	P	A

11. MARINDUQUE



Q	X	T	V	A	U
T	Q	A	X	V	U
Q	S	T	A	X	V
Q	T	X	U	E	V

12. PALAWAN



Q	M	X	V	O	Q
X	R	V	Q	X	V
I	Q	X	V	O	Q
X	N	V	Q	X	V

13. MARINDUQUE



M	A	N	G	Y	A
N	Q	A	N	D	T
A	M	A	R	A	W
S	T	A	T	U	E

14. MINDORO



M	Q	O	X	R	V
T	A	R	Q	X	A
N	D	V	Q	P	E
S	T	X	L	E	V

15. ROMBLON



C	H	U	R	Q	C
H	R	X	U	I	N
S	V	O	F	Q	B
A	N	C	U	R	O

16. MINDORO



C	Q	A	M	I	X
Ñ	A	V	B	A	Q
L	A	Y	X	N	A
V	B	A	Q	T	O

17. ILOILO



E	U	G	Q	E	N
X	I	O	V	D	A
Z	A	Q	M	O	N
X	U	M	E	N	T

18. SAMAR



C	A	Q	T	H	X
E	D	V	R	A	L
O	Q	F	X	B	V
Q	O	X	A	C	V

19. MARINDUQUE



G	Q	U	X	V	I
T	A	Q	X	R	V
O	F	Q	C	X	V
E	Q	B	U	X	V

20. CEBU

Congratulations! You nailed it. How many points did you get? _____

Let us process the first task as you answer the following questions in your notebook.

1. What skill did you use in decoding the names of each picture?
2. List down the names of the architectures, sculptures and everyday objects you have encountered in the task.
3. What are the things you want to know aside from the names of the architectures, sculpture and everyday objects you have decoded?

Well done! Let us proceed with the second task.

Activity #3: CLASSIFY ME

Directions: Classify the pictures used in the first activity as architectures, sculptures and everyday objects. Please copy the tables below. Write the answers in your notebook.

MiMaRoPa		
Architecture	Sculpture	Everday Objects

Visayas		
Architecture	Sculpture	Everday Objects

Great! How many points have you gained in this activity? _____

Wow, that is good to hear! Let us address your experience in the activity as you answer the following questions in your notebook.

1. What factors did you consider in classifying the pictures?
2. What is the most challenging part of the activity? Why?



What is It

According to Professor Gerard Lico in his video clip published on YouTube, the construction of churches, fortresses, *bahay na bato*, *accessoria*, theatre and *fabrica* started during the Spanish colonization that a writer of *Arkitekturang Pilipino* (2008) also states. Garrison and fortress were built to protect the Spanish colonial territories. *Architectura mestiza*, a combination of wooden frame and stone wherein the upper level of a two-storey house was made of woods and the ground level with stones to survive an earthquake, also began. During that time, adobe stone, coral limestone,

and bricks were used in constructions. Indigenous motifs with European Style were used in churches while the ornaments were based on Classical, Romanesque, Gothic, Baroque, Rococo, and Mudejar style combined with the local/tropical motifs which are visible in some of the churches in Visayas.

However, architecture is not just about fortress, stone-made houses, and heritage churches. Even the houses of our indigenous people are products of architecture known as vernacular. Wooden posts are used to elevate the house with attached roof and gable ornaments.

Words to Ponder:

1. **Motif** means a decorative pattern or design of a certain architecture.
2. **Classical style** comprises conventional forms, remarkably columns with fixed proportions and ornaments.
3. **Romanesque style** is characterized by grandeur, drama and contrast in lighting.
4. **Gothic style** in an architecture is characterized by having pointed arches, taller and delicate building buildings with thinner walls with a structure built against the wall for support.
5. **Baroque style** has combined features of semi-circular arches with thick walls, large towers and decorative arcade.
6. **Rococo style/ Late Baroque** is characterized by intricate ornamentation, asymmetrical values, pastel color and curved lines.
7. **Mudejar style** is a combination of Romanesque, Gothic and Renaissance.
8. **Vernacular architecture** is the simplest way of constructing/ building a house using indigenous materials.

ARCHITECTURE

Architecture is the art of designing and constructing. It can be characterized by its function, structure and beauty. These three pillars serve as bases whether to consider building an architecture or not.

The pillars are defined as the following:

- ✓ **Function** refers to how the building is used or its purpose.
- ✓ **Structure** states how a building stands and what materials are used.
- ✓ **Beauty** shows the visual or physical appeal.

Let us take a look at some of the beautiful architectures from MIMAROPA and Visayas.



house of Mangyan

HOUSE OF MANGYAN

Place of Origin: Oriental and Occidental Mindoro

Materials: stilt, bark of tree, cogon grass, nipa and bamboo

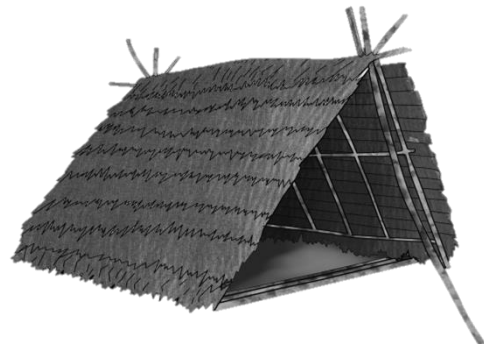
Functions: It is the shelter of *Mangyans*, ethno-linguistic group in Mindoro.

HOUSE OF TAU'T BATO

Place of Origin: Singnapan Basin, Palawan

Materials: sapling (young tree), stilt, and nipa

Functions: It is the shelter of *Tau't bato*, ethno-linguistic group in Palawan.



house of Tau't Bato



church ruins of Bancuro

CHURCH RUINS OF BANCURO

Simbahang Bato

Place of Origin: Bancuro Naujan, Oriental Mindoro

Materials: stone, coral and adobe

Functions: It was a convent during the 17th century. In the 19th century, the structure served as fort and refuge for locals during the *Asultos de Moro*. At present, *Simbahang Bato* served as

parish and a place for holy mass celebrations.

ANCESTRAL HOUSE OF ZOLETA

Place of Origin: Abra de Ilog, Occidental Mindoro

Materials: wood, capiz

Functions: It is an ancestral house of the Abeleda and Zoleta family.



ancestral house of Zoleta



cathedral of Boac

CATHEDRAL OF BOAC

Important Cultural Property, 2018

Place of Origin: Brgy. Mataas na Bayan, Boac, Marinduque

Materials: adobe

Functions: In the 18th century, the church protected the place from pirates. Today, it is the church's center of ministry.


CATHEDRAL OF ST. JOSEPH

National Cultural Treasures, 2001

Place of Origin: Gov. Fetalvero, Brgy. 1, Romblon

Materials: bricks, blocks made of corals and glass

Functions: It is a church and center of religious events in the province.



cathedral of Boac



fort of Cuyo

FORT OF CUYO

Place of Origin: Cuyo, Palawan

Materials: coral stone

Functions: It protected the people of the place from pirates.

Inside the fort are the town church, convent and adoration chapel.

CAMIÑA BALAY NA BATO

Place of Origin: Villa Arevalo District, Iloilo

Materials: wood, tree trunk, stone

(The upper part is made of wood and the lower part is made of stone.)

Functions: It is a residential house and one of the tourist attractions in Iloilo.



Camiña balay na bato



church of Molo

CHURCH OF MOLO

Iloilo's Feminist Church

Place of Origin: San Pedro St, Molo, Iloilo

Materials: white coral rock

Functions: It is a church that served as an evacuation center for the civilians during World War II (WWII) and is also a landmark and tourist attraction.

CHURCH OF MIAG-AO

The Baroque Fortress Church

Place of Origin: Zulueta Ave, Miagao, Iloilo

Materials: limestone and adobe

Functions: It served as fortress against raiders during the revolution. It is a church, landmark and tourist attraction.



church of Miag-ao

THE RUINS



The Ruins

Place of Origin: Talisay City, Negros Occidental

Materials: pure concrete and egg white mixture

Functions: It was once an ancestral home mansion of the family of Don Mariano Ledesma Lacson and Maria Braga Lacson. Now, it is one of the famous tourist attractions in Visayas. It was burned by Filipino *guerillas* so that Japanese intruders would not use the mansion as their military office during the war.

I hope you had an exciting exploration of the different architectures of MIMAROPA and Visayas. This time, let us go through the next one.

SCULPTURE

Sculpture combines hard materials such as marble, metal, glass or wood or plastic materials to form a three-dimensional artwork. There are four techniques of creating a sculpture namely modeling, additive (assemble), casting, and subtractive (carve).

The techniques are defined as the following:

- ✓ **Modeling** – to shape an elastic material to form a sculpture
- ✓ **Additive (Assemble)** – to build up, to assemble, or to add a certain material to form a sculpture

- ✓ **Casting** – to make a mold and then pour a liquid material such as molten metal, plastic, fiberglass or rubber into the mold to form a sculpture
- ✓ **Subtractive (Carve)** – to shape any material into something by scraping away some portions of it to form a sculpture

Let us take a glimpse on some amazing structures from MIMAROPA and Visayas.

MANGYAN AND TAMARAW STATUE



Mangyan and Tamaraw statue

Place of Origin: Calapan City Plaza, Calapan, Oriental Mindoro

Materials: cement and metal

Functions: It depicts the indigenous group of the province which are Mangyans and the endemic dwarf buffalo (*Bubalus mindorensis*).

BATTLE OF PULANG LUPA

Place of Origin: Torrijos, Marinduque

Materials: concrete blocks

Functions: It commemorates the 1900 battle between Filipinos and Americans through the command of Lieutenant Colonel Maximo Abad.



battle of Pulang Lupa



monument of Jose Rizal

MONUMENT OF JOSE RIZAL (1861-1896)

Place of Origin: Town plaza of Looc, Romblon

Materials: cement

Functions: It was dedicated in honor of Dr. Jose P. Rizal.

MORION

Place of Origin: Marinduque

Materials: wood, paper mache, adorned with colorful shells, animal hairs, tassels and crepe paper

Function: It is used by Moriones as a mask during Lenten season. It is also used as decoration or souvenir.



morion
(picture from Antolin Mangana)



tau tau statue

TAU TAU STATUE

Place of Origin: Palawan

Materials: Hard Wood

Functions: It is made to reflect the status and wealth of the deceased (dead). It guards the tombs and protects the living.

LIN-AY SANG (Lady of Iloilo)

Place of Origin: Plaza Libertad, Iloilo City

Materials: Bronze

Functions: It is an icon which symbolizes the city of Iloilo.



Lin-ay Sang (Lady of Iloilo)

EUGENIO DAZA Y SALAZAR MONUMENT (1870-1954)



monument of Eugenio Daza y Salazar

Place of Origin: Borongan, Eastern Samar

Materials: Bronze

Functions: It is a monument in honor of a teacher, revolutionary and politician, known as the Brain of the Balangiga massacre in 1901 wherein Filipinos won against the American forces.

We can see that the given structures showed not only their artistic value, but also their historic and cultural values. They are all indeed astonishing, right? Now, let us carry on with the last one.

Everyday objects pertain to something that is used every day and are part of daily life. They are characterized by the materials they are made of as well as their functions.

Let us take a glance on some everyday objects from MiMaRoPa and Visayas.

TABUYO

Place of Origin: Oriental and Occidental Mindoro

Materials: Nito

Function: It is used for decoration and storage purposes.



tabuyo



pearl of Palawan

PEARL OF PALAWAN

Place of Origin: Palawan

Materials: pearl from giant clams (*Tridacna gigas*)

Function: It is used to make earrings, bracelets, and necklaces. It is also a souvenir item.

MORTAR AND PESTLE

Place of Origin: Romblon

Materials: marble

Function: It is used as a kitchen tool for pounding seasonings. It is also used as decoration and souvenir.



mortar and pestle



guitar of Cebu

GUITAR OF CEBU

Place of Origin: Lapu-Lapu City in Mactan, Cebu

Materials: soft and hard woods like jackfruit, narra, black wood ebony, and imported woods


Function: It is used for entertainment purpose, decoration and souvenirs.

CAPIZ (KAPIS) CANDLE HOLDER

Place of Origin: Panay island

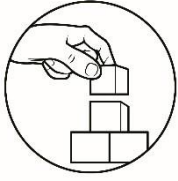
Materials: capiz or kapis

Function: It serves as a candle holder or decoration.



capiz (kapis) candle holder

Aside from what were given above, can you think of other architectures, sculptures, and everyday objects in MiMaRoPa and Visayas?



What's More

After acquainting you with the different architectures, sculptures, and everyday objects in MIMAROPA and Visayas, let us test your understanding through this task.

Activity #4: SPOT THE DIFFERENCE

Directions: Identify the differences between the two architectures namely Bancuro Church Ruins- Simbahang Bato and Miag-ao Church. In your notebook, please list down all the physical differences you have observed.



Church Ruins of Bancuro
"Simbahang Bato"



Miag-ao Church

1. What made you easily identify the differences? Kindly explain your answer.
2. How do these churches differ in terms of structure, designs and materials used?
3. Are there commonalities? Please explain your answer by citing examples.
4. What makes these architectures attractive?

Very good! You have undeniably shown full understanding in finding the differences of the church architecture in terms of structure, designs and materials. As you take every step in learning the architectures, sculptures, and everyday objects in MIMAROPA and Visayas, the activities you were engaged in will help you succeed in the next task.

DESCRIBE ME PLEASE

Directions: List down all the words that describe the two sculptures. Copy the template below and answer the questions in your notebook



A



B




WORDS THAT DESCRIBE ME



1. How did you decide on choosing the words that would describe the two sculptures?
2. Do you think there are similarities between the sculptures of lowland Luzon and the sculptures above? How do you say so?
3. If you will make your own sculpture what other designs and characteristics will you add to make your sculpture unique in your place?

So far, you are doing great! You have described the two sculptures well. Now, let us go deeper as you apply your learning in the next activity.

Activity #6: FILL ME UP PLEASE

Directions: Complete the table below based on the pictures of everyday objects in the first column. Copy the last three columns of the table and write the answers in your notebook.

Everyday Objects	Name/ Place of Origin	Characteristics	Materials used
<p>Example:</p> 	<p>Buntal bag/ Marinduque</p>	<ul style="list-style-type: none"> - colorful - unique - elegant 	<p>Buntal fiber</p>
<p>1.</p> 			
<p>2.</p> 			
<p>3.</p> 			

<p>4.</p> 			
<p>5.</p> 			

Please answer the following questions in your notebook.

1. What are the common characteristics of the pictures above?
2. If you will have the chance to change the design of any of the five everyday objects, what would it be and why?
3. If you will enhance the beauty of these artworks, what modifications will you consider?

Victory! You did an amazing job. It seems that you are a visual artist.

Can you count how many points you got this far? Are you excited to earn more points? At this point, let us see how much equipped you are with what you have learned about architectures, sculptures, and everyday objects in MiMaRoPa and Visayas. Good luck! You can do it!

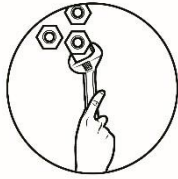


What I Have Learned

Will you share your thoughts, feelings and experiences in answering this module? You may also include your discoveries and realizations.

My Reflections

A large, empty, lined writing area with a scroll-like border, intended for students to write their reflections.



What I Can Do

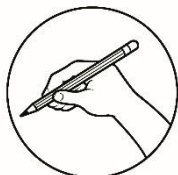
At this point, let us further demonstrate your understanding as you will extend your knowledge on this final task.

Activity #7: Hala Bira! Tara na sa Visayas at MiMaRoPa

Directions: Make a jingle or rap which shows the characteristics of architectures, sculptures, and everyday objects of Visayas and MiMaRoPa. Be guided with the performance rubrics below. Record your performance using your cellphone or other media devices and submit it to your facilitator through messenger, e-mail or other media platforms.

JINGLE RUBRIC				
	4	3	2	1
Composition	The jingle/rap is composed of all the following characteristics: a. catchy b. with appropriate rhythm c. lively d. easy to sing	3 of the 4 characteristics were met.	2 of the 4 characteristics were met.	1 of the 4 characteristics were met.
Content	The jingle/rap is composed of all the following characteristics: a. originality b. has clear lyrics c. relevant to the topic d. free from grammatical errors	3 of the 4 characteristics were met.	2 of the 4 characteristics were met.	1 of the 4 characteristics were met.

Timeliness	The jingle was submitted on the set schedule.	The jingle was submitted one day beyond the set schedule.	The jingle was submitted two days beyond the set schedule.	The jingle was submitted three days beyond the set schedule.
------------	---	---	--	--



Assessment


Directions: Read each statement and question carefully. Choose the correct answer and write the letter of your choice in your notebook.

- It is an everyday object made up of soft and hard woods like jackfruit, narra, black wood ebony, and imported woods, the famous craft of Cebu.
 - Guitar
 - Kapis Candle Holder
 - Morion
 - Tabuyo
- It is a sculpture that can be found in the Town plaza of Looc, Romblon.
 - Eugenio Daza y Salazar monument
 - Battle of Pulang Lupa
 - Jose Rizal Monument
 - Lin-ay Sang
- Which of the following is used to elevate the house of Mangyans?
 - Cemented posts
 - Limestone posts
 - Metal posts
 - Wooden posts
- It is an architecture that was burned by Filipino guerillas so that Japanese intruders would not use the mansion as their military office during the war.
 - Church Ruins of Bancuro
 - Church of Molo
 - Fort of Cuyo
 - The Ruins
- Which of the following is an example of vernacular architecture?
 - Camiña Balay na Bato
 - Church Ruins of Bancuro
 - House of Taut' Bato
 - The Ruins
- Which of the following architecture is made up of stilt, bark of tree, cogon grass and bamboo?
 - Camiña Balay na Bato
 - House of Mangyan
 - The Ruins
 - Zoleta's Ancestral House

7. If you will be asked to construct a two-storey house following *Architectura mestiza*, what will be the structure of it?
- The upper level of the house is made up of bamboo; the ground level with wood.
 - The upper level of the house is made up of stone; the ground level with wood.
 - The upper level of the house is made up of stilts; the ground level with stone.
 - The upper level of the house is made up of wood; the ground level with stone.
8. Which of the following does not belong to the group?
- Cathedral of Boac
 - Fort of Cuyo
 - Tau-tau statue
 - The Ruins
9. Which of the following sculptures can be found in Marinduque that commemorates the 1900 battle between Filipinos and Americans through the command of Lieutenant Colonel Maximo Abad?
- Eugenio Daza y Salazar monument
 - Battle of Pulang Lupa
 - Tau-tau statue
 - Lin-ay Sang
10. Which of the following is true about the difference between Tau-tau statue and Lin-ay Sang sculpture?
- Tau-tau statue- modeling technique; Lin-ay Sang- additive technique
 - Tau-tau statue- subtractive technique; Lin-ay Sang- casting technique
 - Tau-tau statue- additive technique; Lin-ay Sang- subtractive technique
 - Tau-tau statue- subtractive technique; Lin-ay Sang- additive technique
11. Which of the following is the common material used in the construction of Bancuro Church Ruins and Boac Cathedral?
- Adobe
 - Cement
 - Kapis
 - Wood
12. If *tabuyo* is an everyday object that can be found in Mindoro Provinces, how about Morion?
- Cebu
 - Iloilo
 - Marinduque
 - Palawan

13. If someone approaches you and asks about the Miag-ao Church, which of the following is the best way to describe it?
- A. It is one of the landmarks and tourist attractions in Iloilo.
 - B. It is known as the Baroque Fortress Church that served as a fortress against Muslim raiders during the Revolution.
 - C. It is Iloilo's Feminist Church which served as an evacuation center for the civilians during World War II.
 - D. It is a church and center of religious events in Iloilo.
14. Why did the Spaniards built fortresses and garrison during their colonization?
- A. To show that they can build different types of architecture.
 - B. To use for different religious celebrations.
 - C. To protect their colonial territories.
 - D. To provide a place for refuge.
15. If you are an engineer and are asked to reconstruct the Ruins and instructed to use the same material when it was built, what will it be?
- A. Pure concrete and egg white mixture
 - B. Coral stone
 - C. Adobe
 - D. Wood

Wow! Your test result has proven that you genuinely acquired the knowledge and skills that you have to learn from this lesson. Kindly sum up your points and let us see what rank you have achieved. Well, I hope you got the highest rank!

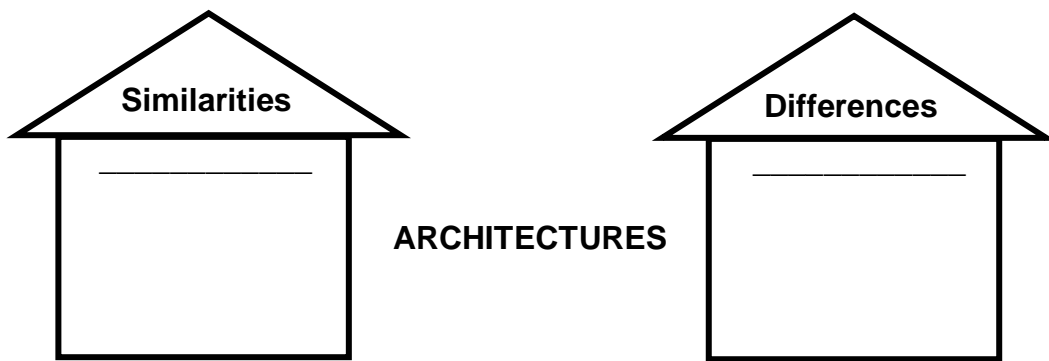


Additional Activities


You have reached the end of the module. You have proved that you can surpass all the challenging activities that this learning module has offered. To enrich your learning about the lesson in this module, accomplish the last activity that will surely help you in your next learning journey.

Activity #8: THREE-DUO

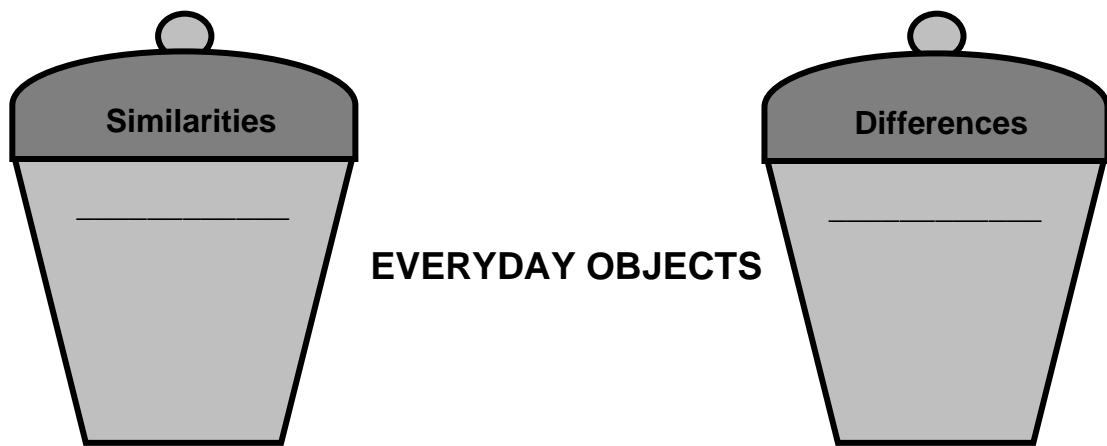
Directions: Through the presented ideas and concepts about the arts from MIMAROPA and Visayas, select two different architectures, sculptures and everyday objects from the said regions then write their similarities and differences using the given diagram below. Afterwards, respond to the following questions. Accomplish this activity on your notebook. Submit your output to your facilitator through messenger, e-mail, or other media platforms.



1. What made you choose the two architectures? What characteristics are unique in them? Explain
2. In your opinion, how do the characteristics contribute to the physical appearance of your chosen architectures? Why do you say so?

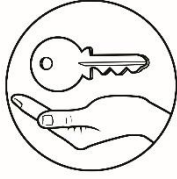


1. How do the characteristics make up the intrinsic design of the sculptures?
2. In your own opinion, what specific characteristics are being possessed by sculptures you have chosen? Discuss your reason briefly?



1. Based on the objects you have chosen; what specific characteristics help you to select the two objects?
2. How do you think these characteristics help everyday objects preserve its beauty and value? Explain your answer.

Congratulations! You nailed it! Now, you are ready to discover what awaits you in the next learning module! Just do not forget to bring with you the learnings you have grasped because surely your next journey would be as effective and enjoyable as like what you did in this module!



Answer Key

- | | |
|--------|--------|
| 15. B. | 15. B. |
| 14. C. | 14. C. |
| 13. B. | 13. B. |
| 12. D. | 12. D. |
| 11. B. | 11. B. |
| 10. D. | 10. D. |
| 9. A. | 9. A. |
| 8. D. | 8. D. |
| 7. D. | 7. D. |
| 6. C. | 6. C. |
| 5. B. | 5. B. |
| 4. A. | 4. A. |
| 3. A. | 3. A. |
| 2. C. | 2. C. |
| 1. A. | 1. D. |

Assessment

What I Know

1. CATHEDRAL OF ST. JOSEPH
2. LIN-AY SANG
3. HOUSE OF MANGYAN
4. MONUMENT OF JOSE RIZAL
5. TABUYO
6. CHURCH OF MOLO
7. FORT OF CUYO
8. HOUSE OF TAVT BATO
9. CHURCH OF MIAG-AO
10. KAPIS CANDLE HOLDER
11. BATTLE OF PULANG LUPA
12. TAV TAV STATUE
13. MORION
14. MANGYAN AND TAMARAW STATUE
15. MORTAR AND PESTLE
16. CHURCH RUINS OF BANCURO
17. CAMINA BALAY NA BATO
18. EUGENIO DAZA MONUMENT
19. CATHEDRAL OF BOAC
20. GUITAR OF CEBU

Activity #2 Crack the Square

References

- Anderson, 2017. Sculpture Methods and Techniques - Artifact Sculpture. Artifact Sculpture. Accessed 25 May 2020. <http://www.artifactsculpture.com/sculpture-methods-techniques/?fbclid=IwAR3oi3sGAmj-bze-HA6sqMwRzSswVm9MqVVbcN50WCxymBPcQwtCszUEsYo>
- Defensor, E., n.d. Ang Lin-Ay Sang Iloilo. Eddefensor.com. Accessed 19 December 2019. <https://www.eddefensor.com/ANGLIN-AYGALLERY.html?fbclid=IwAR1170K2qUqoezBzMnusDjGOC9VzuG-2yKbSdX8k-0wI0ElcAUVBJBKD7PA>.
- Everythingcebu.com. n.d. Accessed 19 May 2020. <https://www.everythingcebu.com/lifestyle/business/cebus-famous-guitars/>
- Howard, D., n.d. PALAWAN TAU TAU STATUE DAVID HOWARD TRIBAL ART PALAWAN TAU TAUSTATUE. Tribalartasia.com. Accessed 26 May 2020. <http://www.tribalartasia.com/Tribal%20Art%20Palawan%20Tribe%20Art/PALAWANTAUTAU.html?fbclid=IwAR2CM5KtwJekcqaspRsj9xSEx-I69X6U6f9TLmqXz1vSp42OEq6uQW1zqq0>.
- Lakad Pilipinas. 2010. Lakad Pilipinas: OCCIDENTAL MINDORO | Zoleta Ancestral House. Accessed 20 December 2019. <https://www.lakadpilipinas.com/2010/07/mindoro-abeleda-ancestral-house.html?m=1&fbclid=IwAR3sJTDH7DooBJuiqRGtAc2iJrlj40IgkPdJUHXFOcdpY2psTiWgEuy8dY>.
- Lico, Gerard . 2019. Youtube.ph. July 6. Accessed May 19, 2020. <https://www.youtube.com/watch?v=TbXzU2o-eSE>.
- Lico, Gerard. 2019. Youtube.ph. Accessed May 19, 2020. <https://www.youtube.com/watch?v=Tv5dgRyf9xU&t=34s>. July 15.
- Maricar Cinco, M., 2019. Boac Cathedral Is 'Greatest Monument' Of Faith, History. Newsinfo.inquirer.net. Accessed 19 December 2019. <https://newsinfo.inquirer.net/1084986/boac-cathedral-is-greatest-monument-of-faith-history>.
- Naujan.com. 2011. Simbahang Bato ' Naujan. Accessed 20 December 2019. http://www.naujan.com/simbahang-bato/?fbclid=IwAR39q8fGG2zW5CwJYr9JFUchBkXgSmjaEmRPV7rgzOV07XD_z4WFmxd946Y.
- National Commission for Culture and the Arts. n.d. Festivals In The Philippines - National Commission For Culture And The Arts. Accessed 23 April 2020. <https://ncca.gov.ph/festivals-in-the-philippines>
- Nicart, A., 2012. Borongan Marks 142Nd Birthday Of Local Hero. philstar.com. Accessed 19 December 2019. <https://www.philstar.com/the-freeman/region/2012/11/17/867764/borongon-marks-142nd-birthday-local-hero>.

Orquinaza, N., 2014. Accessed 20 December 2019.
<https://www.iloilo.net.ph/camina-balay-na-bato/?fbclid=IwAR1J5OgoIHZMHXmiaCnUWKWPBKcyau5ehorQyP4PpbLw74AMF39PeaciAsc>.

For inquiries or feedback, please write or call:

Department of Education - Bureau of Learning Resources (DepEd-BLR)

Ground Floor, Bonifacio Bldg., DepEd Complex
Meralco Avenue, Pasig City, Philippines 1600

Telefax: (632) 8634-1072; 8634-1054; 8631-4985

Email Address: blr.lrqad@deped.gov.ph * blr.lrpd@deped.gov.ph