


# Arts

## Quarter 2 – Module 4: Arts and Crafts of MIMAROPA and the Visayas

### Principles behind the Elements (Principles of Arts)



**Arts – Grade 7**  
**Alternative Delivery Mode**  
**Quarter 2 – Module 4: Arts and Crafts of MIMAROPA and the Visayas**  
**Principles behind the Elements**  
**First Edition, 2020**

**Republic Act 8293, section 176** states that: No copyright shall subsist in any work of the Government of the Philippines. However, prior approval of the government agency or office wherein the work is created shall be necessary for exploitation of such work for profit. Such agency or office may, among other things, impose as a condition the payment of royalties.

Borrowed materials (i.e., songs, stories, poems, pictures, photos, brand names, trademarks, etc.) included in this module are owned by their respective copyright holders. Every effort has been exerted to locate and seek permission to use these materials from their respective copyright owners. The publisher and authors do not represent nor claim ownership over them.

Published by the Department of Education  
Secretary: Leonor Magtolis Briones  
Undersecretary: Diosdado M. San Antonio

**Development Team of the Module**

<b>Writer:</b>	Ilona Jane M. Cabudsan
<b>Content Editor:</b>	Emmanuel C. Alveyra
<b>Language Editor:</b>	Jennifer C. Noleal
<b>Reviewers:</b>	Emmanuel C. Alveyra, Nikka G. Javarez, Norman G. Pereira, Orlando P. Puno, Jumar.L. Nolasco, Nathaniel M. Badenas
<b>Illustrators:</b>	Reymark L. Miraples, Louie J. Cortez, Richard Amores, Pablo M. Nizal, Jr., Jan Christian D. Cabarrubias
<b>Layout Artist:</b>	Reymark L. Miraples, Nelson D. Ong Jr., Ferdinand D. Astelero, Jhunness Bhabby A. Villalobos
<b>Management Team:</b>	Benjamin D. Paragas, Mariflor B. Musa, Freddie Rey R. Ramirez, Danilo C. Padilla, Annabelle M. Marmol, Florina L. Madrid, Norman F. Magsino, Dennis A. Bermoy, Emmanuel C. Alveyra

Printed in the Philippines by \_\_\_\_\_

**Department of Education – MIMAROPA Region**

Office Address: Meralco Avenue corner St. Paul Road, Pasig City  
Telephone Number: (02) 6314070  
E-mail Address: mimaropa.region@deped.gov.ph

# **Arts**

## **Quarter 2 – Module 4: Arts and Crafts of MIMAROPA and the Visayas**

**Principles behind the Elements  
(Principles of Arts)**

# Introductory Message

This Self-Learning Module (SLM) is prepared so that you, our dear learners, can continue your studies and learn while at home. Activities, questions, directions, exercises, and discussions are carefully stated for you to understand each lesson.

Each SLM is composed of different parts. Each part shall guide you step-by-step as you discover and understand the lesson prepared for you.

Pre-tests are provided to measure your prior knowledge on lessons in each SLM. This will tell you if you need to proceed on completing this module or if you need to ask your facilitator or your teacher's assistance for better understanding of the lesson. At the end of each module, you need to answer the post-test to self-check your learning. Answer keys are provided for each activity and test. We trust that you will be honest in using these.

In addition to the material in the main text, Notes to the Teacher are also provided to our facilitators and parents for strategies and reminders on how they can best help you on your home-based learning.

Please use this module with care. Do not put unnecessary marks on any part of this SLM. Use a separate sheet of paper in answering the exercises and tests. And read the instructions carefully before performing each task.

If you have any questions in using this SLM or any difficulty in answering the tasks in this module, do not hesitate to consult your teacher or facilitator.

Thank you.



## ***What I Need to Know***

Hello! How are you today? After our previous encounter in the past lesson, I am sure that you have realized how important the art elements are. Without those elements, it is difficult to appreciate a specific piece of work because those elements somehow serve as bases in understanding a piece of man's creativity. From the colors and multiple incorporation of shapes and various textures, the art products of MIMAROPA and Visayas are truly a pride to honor.

This time, we will not be going anywhere far from here. We will still stick to our previous point of destination. Let us wander once again in the beautiful places of MIMAROPA and Visayas as we deal with the different principles of art and design.

Principles are the spring board and the guiding light of something. In all aspects, we consider its signifying role. Even in arts, the importance of principles cannot be taken for granted. These are the fundamental values that we follow as we observe consistency in the creation of aesthetics.

Now that you are about to open another door of learning, sit back and let me be in charge of your journey.

### **Learning Objectives**

After going through this module, you are expected to:

1. define the different principles of art;
2. distinguish the different principles of art used in arts and crafts of MIMAROPA and the Visayas;
3. appreciate the design by differentiating the principles of arts used; and
4. create an artwork by using the different designs from the distinct art objects of MIMAROPA and Visayas.



## ***What I Know***

### **IDENTIFICATION**

**Directions:** Answer the following questions correctly. Use separate sheet for your answers.

1. What principle is highlighted when talking of the visual weight of the artwork or the sense that something is not giving discomfort to the eyes of the viewers?
2. What is created by movement implied through the repetition of elements of art in a non-uniform but organized way?
3. When both sides of a composition have the same elements in the same position, as in a mirror-image, or the two sides of a face, the balance is\_\_\_\_\_?
4. What type of balance is shown when the composition has contrast in any of the elements of art?
5. What principle is considered when the artist creates an area of the composition that is visually dominant?
6. What principle is followed in the embroidery and weaving of Iloilo?
7. What principle tells of the uniform repetition of any of the elements of art or any combination?
8. What principle is portrayed in the interior of Sablayan Church?
9. What church façade has the best example of variety?
10. What principle is portrayed when there are variety of designs but the over-all impression is unified?

### **MULTIPLE CHOICES**

**Directions:** Choose the letter of the correct answer. You may use separate sheet for your answers.

11. The crafted exquisite nito basket has the same repetitive lines and designs. What principle is portrayed?  
A. pattern                      B. rhythm                      C. movement                      D. variety
12. Pintados is best known for its flowing lines and shapes. What principle is highlighted in it?  
A. pattern                      B. rhythm                      C. movement                      D. variety
13. The two towers of Miag-ao Church are balanced in nature. Since they are different towers commissioned by two different priests, what type of balance is portrayed?  
A. Symmetrical                      B. asymmetrical                      C. radial                      D. perfect

14. Which of the following made Sablayan church the best example of contrast?
- A. The floor and the window
  - B. The decorative column and the wall
  - C. The uniform type of window and the wall
  - D. The opposing mood of the floor and the ceiling
15. To where do the principles of arts apply to?
- A. elements
  - B. color
  - C. designs
  - D. function

<b>Lesson</b>  <b>1</b>	<b>Arts and Crafts of MIMAROPA and the Visayas</b> <b>Principles behind the Elements</b> <b>(Principles of Arts)</b>
-------------------------------	--

**Learning Competencies**

The learner:

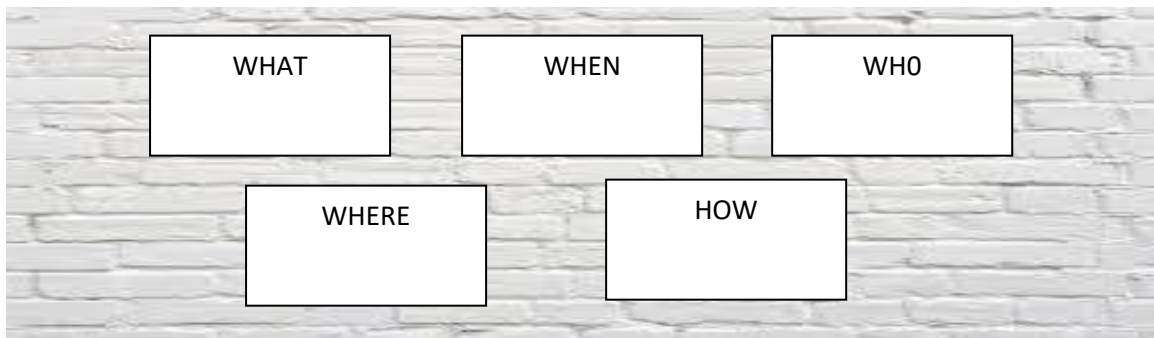
1. analyzes elements and principles of art in the production of one's arts and crafts inspired by the arts of MIMAROPA and the Visayas. **(A7EL-IIb-1)**;
2. reflects on and derive the mood, idea or message emanating from selected artifacts and art objects; **(A7PL-IIh-1)**
3. incorporates the design, form and spirit of artifacts and art objects from MIMAROPA and Visayas. **(A7PL-IIh-3)**



## What's New

### ACTIVITY #1: QUESTION WALL

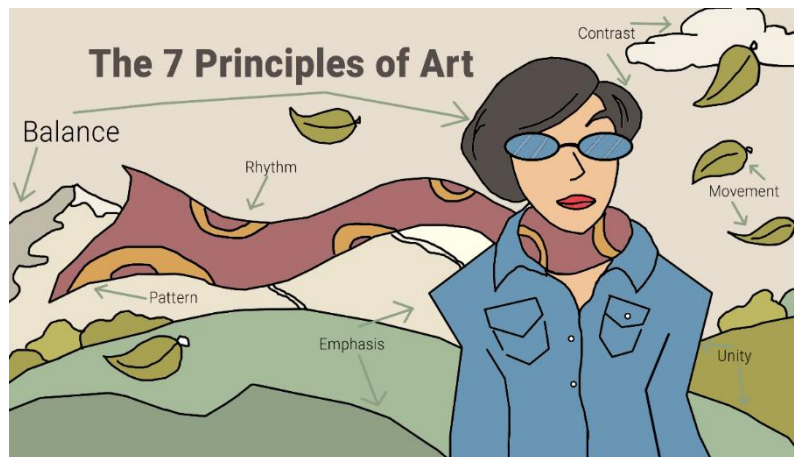
**Directions:** In the boxes below, kindly input the questions that you would like to have answers in the discussion to follow. Use separate sheet in your activity notebook.



That one is easy, right? I hope that all the questions you wrote in the wall will be answered in our discussion. But before we completely get in there, let's try to have this another activity below.

### ACTIVITY #2: "AESTHETICS CHECK"

**Directions:** Observe the given picture. Note your observation and be ready to answer the questions that follow.



Thank you for being cooperative! It matters to me a lot. To enhance your critical thinking, please be guided by the following questions and try to answer them in a separate sheet in your activity notebook.

Processing Questions:

1. What observation do you have in the picture?
2. Can you name the different things you see in it?
3. What will happen if you remove some parts of this picture? Why?



That one is quite tough. Your observations are put into words and I admire you for your untiring participation. Now, bear with me as I tour you in our discussion.



## ***What is It***

### **Words to Ponder:**

- Maranao are one of the indigenous tribes in Mindanao who are early settlers of Lake Lanao
- Ikat is a method of fabric dyeing with which the yarns are stringed tightly and dyed before weaving
- Sarimanok is the symbol of arts of Maranao which is carved design of a fowl with colourful wings and feathered tail with a fish on its beak
- T'boli are indigenous people living in and around Lake Sebu in South Cotabato

In everything that we do, we cannot do away from the fact that we need techniques, materials and style to enable us in achieving our target. Just like how we perform our daily tasks and assignments, arts also need techniques aside from materials and style. Principles are the underlying techniques per se. If the elements are visual tools, the principles are the guide on how something simple can be transformed into better ones.


Before we delve deeper, I want you to discover how these principles play their role in creating a well-balanced artwork.

I have prepared for you an activity called, Round D' Craft.


### ACTIVITY #3: "ROUND D' CRAFT"

Directions: Below each circle is the principle that you have to work out with using **Line** and **Color** as your elements. Decorate each circle using the two specified elements mentioned above. You may opt to use separate sheet for your output.


Ready? Let's do it!




**Contrast**




**Movement**




**Balance**




**Rhythm**



**Pattern**



**Emphasis**



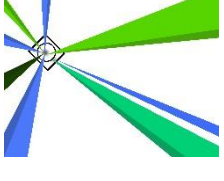






**Unity**

This portion is quite challenging, right! I admire you for your active engagement. I am happy that we are getting there. Right now, let us try to do another activity.

#### ACTIVITY 4: "PICTURE THIS TEXT"

**Directions:** Kindly observe the given pictures on the left portion below. Afterwards, try to match each item with the definitive terms on the right. Write your answers in your activity notebook.

<b>COLUMN A</b>		<b>COLUMN B</b>
1.	 <p style="text-align: right;">BALANCE</p>	It refers to the dominance of a certain object in the art work and is often achieved by contrast.
2.	 <p style="text-align: right;">CONTRAST</p>	It is the result of using the elements of art by commanding the viewer's eye around the image.
3.	 <p style="text-align: right;">EMPHASIS</p>	It refers to the non-uniform but organized repetition of the elements.
4.	 <p style="text-align: right;">MOVEMENT</p>	It refers to the varying distribution of the elements. It can be difference in color, shape and texture.
5.	 <p style="text-align: right;">PATTERN</p>	It refers to the harmony of the elements.
6.	 <p style="text-align: right;">RHYTHM</p>	It refers to the visual distribution or weight of the elements in the work of art
7.	 <p style="text-align: right;">UNITY</p>	It refers to the uniform repetition of any of the art element and its combination.

Well done! I am happy that you are able to match the principles with the definitions. With your knowledge in cracking the activities that you have just encountered, you are now ready to enter the discussion phase.

Come on now and read it with me.

When an artist decides doing something, it is always affected by culture and his own understanding of arts. But his understanding and culture alone cannot suffice the achievement of a successful interpretation. There must be a set of governing rules in the use of a specific material or element that will enable a successful manifestation of visual effect to the viewers. It is agreed that these principles are vital in the successful illustration of arts. Being unique in function, these underlying values play its inimitable role respectively.

Today, we will be dealing with the different principles of arts of MIMAROPA and Visayas in terms of architecture, daily objects, sculpture, fabric and body ornamentation.

The principles of art are the underlying support of the elements. While the elements are the visual tools, the principles of art reflect how the elements are to be used to create a work of art. The principles of art and design are **balance, contrast, emphasis, movement, pattern, rhythm, and unity/variety.**

The utilization of the different principles and elements of arts is still ruled by these important factors: the mood, the general message and/or idea where the different art products are anchored from.

Mood generally refers to the atmosphere or the feelings that an artwork evokes. You can basically tell the mood of an object by simply looking at the color and pattern. Because the eye is the window of the soul, the sensory images are transported to the brain that creates feelings toward a specific art beheld.

While the mood tells of the feelings upon looking at an art, message is simply what an art is all about. Message and/or idea tells of the purpose why an art is created, what is its use and how will it be of use to people. Message is whatever the **artist** intends it to mean, and this **meaning** is shaped by the materials, techniques, designs and forms it makes use of including ideas and feelings it creates that can be perceived by looking clearly at it.

One central feature of art is its ability to arouse emotion. That can be made possible through the proper and well-aligned combination of the elements and principles and the incorporation of the message and/or idea and mood.

### **THE PRINCIPLES OF ART MAGNIFIED...**

**Balance** refers to the visual weight of the artwork. It is a sense that something is not giving discomfort to the eyes of the viewers. There are 3 kinds of balance.

1. *Symmetry* is a type of balance in which both sides of a composition have the same elements in the same position.
2. *Asymmetry* is a type of balance in which the composition is balanced due to the contrast of any of the elements of art. It can be perceived in the different sizes of circles with one which is smaller and the other one, bigger.
3. *Radial symmetry* is a type of balance in which elements are equally spaced like that of the bicycle wheel and the spokes.



Miag-ao Church

This is the **Miag-ao Church**. With two towers side by side the main building, the principle of balance\_is portrayed. Being asymmetrical, since the two towers were commissioned by two different priests at two different times, the different towers are still pleasing to the eyes. In this architecture, the two towers paved way to increase the aesthetics of the main façade which contains a variety of elements put together in the bas relief.

**WORDS TO REMEMBER:**

**BAS RELIEF** is a kind of carving or sculpture in which the figures are raised in a few inches from the flat background.

The church is decorated with a sculpted wall. Centered by a coconut tree that is portrayed as the tree of life where St. Christopher holds the Child Jesus, the remaining decors of the façade depicts the daily life of Miag-ao people and shows **variety** in the utilization of art elements.



Sablayan Church

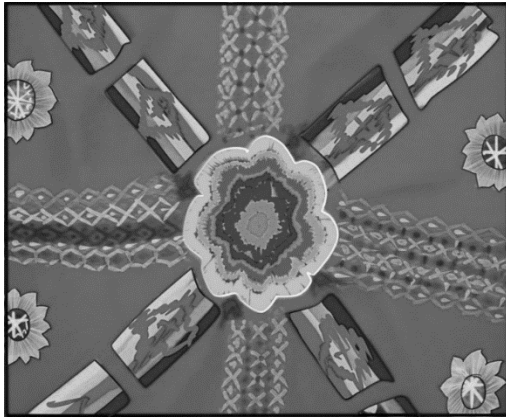
**Contrast** is the difference between elements of art in a composition, such that each element is made stronger in relation to the other. When placed next to each other, contrasting elements command the viewer's attention. The areas of contrast are among the first thing that the viewer's eyes are drawn. Contrast can be achieved by placing objects together and creating contrasting effect.

Negative/Positive space is an example of contrast including the command of variety of colors.

This is the old church of Sablayan, Occidental Mindoro. Located at the foot of “Bundok Bayan”, at Barangay Poblacion. The old church is a 16th century antiquated legacy of the Spanish missionaries. Here, lime or “apog” is used as cement for walling. Some old folks believed that in the olden times, before the interior reconstruction of the church, there used to be underground dwellings for nuns and a tunnel at the back of the church that led to the lighthouse of the nearby mountain park.

The interior of the church portrays the principle of contrast beginning with the opposing colors of ceilings and floor, balanced out by the wall of decorative stones and white colored pillars and columns to project the height of the inside.

**In this embroidery, the third principle highlighted is emphasis.** It is when the artist creates an area of composition that is visually dominant and commands the viewer's attention. This is often achieved by contrast.



Panubok

**Panubok** is one among the many definitions of Capiison culture. Being the traditional embroidery of Panay-Bukidnon, this art that is rooted from their deep connection to the environment has shown how inspired their people are in creating their wonderful designs. This fabric, being inspired from nature has variety of incorporated designs but is centered by a colorful flower and adorned with lines and mixture of colors. The attention of the viewers is locked on the circular pattern of bright colors but the supporting details are embroidered right round it.

**Movement** is the result of using the elements of art where the eyes are commanded to move around the image. A sense of movement can be created by diagonal or curvy lines, either real or implied, by edges, by the illusion of space, by repetition and by energetic mark-making.

The known body decoration in Visayas is Pintados. Relived by their purpose of showing bravery and heroism, this practice of smearing the skin and inserting pigment to create an indelible design has long been a trademark of their culture. Since the tattooing surface is the skin of a human, the natural tendency is for every line and curve to follow the person's anatomy and kinesthetics.

In this art, the lines painted in the bodies are causing the eyes of the viewers to create an illusion of movement.



Pintados

**Rhythm** is created by movement implied through the repetition of elements of art in a non-uniform but organized way. It is related to rhythm in music. Unlike pattern which demands consistency, rhythm relies on variety.




Manunggul Jar

The cultural treasure found in the early 1960s in Manunggul, a part of the archaeologically significant Tabon Cave Complex in Lippun Palawan is one of the numerous jars found in a believed to be burial site. The design of this jar is unique in all aspects. The covering is designed with 3 objects: the soul, the boatman and the boat itself. The body, however, is designed with lines which is a depiction of the sea waves. This rhythmic design shows the maritime culture of the Filipinos; how one's soul after he dies is being transported by boats in water and seas as they go to the afterlife. The lines in the jar body are non-uniform but are organized and clearly show a rhythmic flow.

**Pattern** is the uniformed repetition of any of the elements of art or any combination. Anything can be turned into a pattern through repetition.

Tingkop is one among the notable products of Tagbanua tribe in Palawan. It is a cone-shaped basket with a visibly - creative pattern in the outside that serves as its decorative design. This is made possible by an alternate placing of natural bamboo strips and blackened ones, thereby creating figures that are repeated similarly.




Tingkop



Nito

Living in the foothills of Malasimbo, Puerto Galera, the Iraya Mangyans are indigenous people of Oriental Mindoro who are known for their skills in nito-weaving. This craft has been a preserved tradition that dictates their unique culture and art. The tradition of nito weaving has been the primary source of their income as the vine called nito is easily found in the forest where they are living. This material is harnessed to provide use to their basketry and weaving. The diagonal pattern in the canister is only one among the many designs they make.

Another example of pattern is the most popular and still existing finished item of Ilo-ilo's weaving industry, the patadyong or the wrap-around. To Panay weavers to which Ilo-ilo is a part, this patadyong is not only a fabric but is a parcel of Panayanon history and culture. The patadyong is a native tube-like skirt made from hablon clothing that is distinctly Ilonggo in color and character. The garment is made of diverse colored strips of cotton that has become their indigenous work of art.



Patadyong

**Unity/Variety** is present when you want an art to feel unified such that all the elements fit together comfortably. Too much unity creates monotony, too much variety creates disharmony. Both of these principles are needed for the areas of interest in your composition along with places for your eyes to rest.



Façade of Miag-ao Church

The **variety** of elements in the façade of Miag-ao church consists of an ornately decorated bas-relief in the middle of two huge watchtower belfries on each side. The bas-relief is a mixed influence of Medieval Spanish, Chinese, Muslim and local traditions and elements, a unique characteristic of the church façade. A prominent part of the façade is a coconut tree depicted as the tree of life where St. Christopher holds on. The saint is dressed in local and traditional clothing carrying the Child Jesus on his back. The rest of the façade features the daily life of Miag-ao during that time including native flora (like papaya, coconut and palm tree) and fauna. Despite the various decorative designs in the façade, the tall coconut figure enables the eye to rest, thereby, creating unity in the sculpture.



With all the inputs that you have read regarding the different principles that govern the arts and crafts of MIMAROPA and the Visayas, let us try to measure how far you have learned in the activity that follows.

**ACTIVITY #5: “Know it Wall”**

Posted in the question wall are questions that need inputs. Kindly provide each box with the answer to each query relative to the topic that we have just discussed. You may opt to use a separate sheet for your answers.

<b>ANSWER WALL</b>		
WHAT ARE THE PRINCIPLES OF ARTS?	WHY ARE PRINCIPLES OF ARTS IMPORTANT?	HOW DO WE APPLY THE PRINCIPLES OF ARTS IN THE USE OF THE ELEMENTS?
Answer:	Answer:	Answer:

I knew it was just a matter of time. Well done! I appreciate your efforts in answering the questions in our activity. This time, let us try to take a step higher in your next task.

This portion is called “Chunking the Data”. With all the concepts, ideas and principles that you have gained, I am confident that you will be able to accomplish this one below.

**ACTIVITY #6: How Does Your Box Go?**

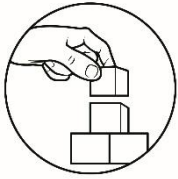
**Directions:** Kindly fill out the boxes with the needed details. You are free to construct your own sentences for your ideas. You may opt to use separate sheet for your answers.

**IMPORTANT TERMS**  
(e.g PRINCIPLES OF ARTS)

**IMPORTANT GENERALIZATION**  
(e.g Principles of arts are the backbone of the elements)

**INSIGHTS LEARNED (e.g. The use of principles is important.)**

That's quite challenging! Let's celebrate the record you just set and I look forward to seeing you cross your next in the activities that follow.

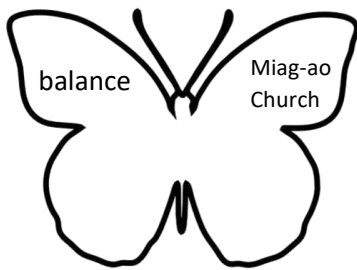


## What's More

We are almost there. Now that you already understood the concepts of the different principles of art, let us see how well you have learned by answering the activity below.


### ACTIVITY #7: "Wing Power"

Directions: Written in the left wing of each butterfly is the principle and in its right wing is the art where the principle is visibly utilized. In the space provided below, kindly explain how the principle is achieved in designing the specified art. You may opt to use separate sheet for your answers.



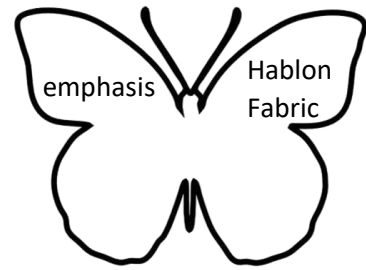
---

---



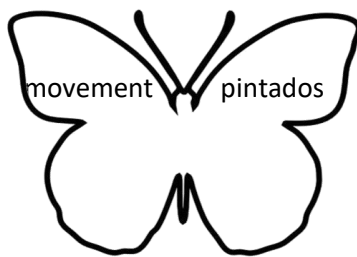
---

---



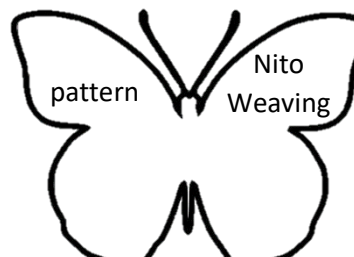
---

---



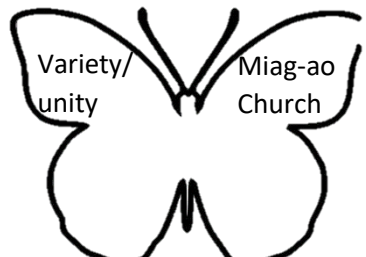
---

---



---

---



---

---

To ponder more on these, let us try to answer the questions provided below.


Processing Questions:

1. What considerations have you thought of in elaborating how the principle is used for each specified art?
2. How did the principles provide impact in the creation of the specific arts?

I commend you for your perseverance in finishing this task. You are about to reach the finish line. Hold on a little longer as I take you to our next activity.

### ACTIVITY #8: “GETTING INTO THE EYES”

Directions: Below are pictures of two old churches. Compare them by answering the questions below:



Miag-ao Church








Sablayan Church

Processing Questions:

1. What observations have you noted in the façade of the two churches?
2. Do the principles of art play a big role in designing architectures? Why? Why not?
3. How are the two architectural structures from two regions different with each other in terms of the utilization of the principles of arts?

**ACTIVITY #9**

**Directions:** Based from the lessons you have learned from the discussion part, kindly observe the pictures below and fill out the chart with what is needed.

<b>SELECTED ARTS FROM VISAYAS AND MIMAROPA</b>	<b>BRIEF DESCRIPTION</b>	<b>MOOD</b>	<b>MESSAGE/ IDEA</b>
<p><b>EXAMPLE:</b></p>  <p><b>(NITO)</b></p>	<p>The art of making Nito is a craft which has been a preserved tradition that dictates Irayan's unique culture.</p>	<p>It portrays their simplicity of living.</p>	<p>Even from the simplest materials, one can create art products according to the resources available.</p>
 <p><b>(PANUBOK)</b></p>			
 <p><b>(PATADYONG)</b></p>			
 <p><b>(MANUNGGUL)</b></p>			
 <p><b>(MIAG-AO CHURCH)</b></p>			

Here's to your streak! Keep it up. Before we completely assess how far you are now, kindly reflect all the ideas you have acquired in this module by writing your reflection in the scroll below.



## ***What I Have Learned***

Will you tell me how your experience had been? Write down your thoughts. While answering this module in the chart below titled “My Reflections”.

**My Reflections**

---

---

---

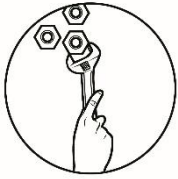
---

---

---

---

Well done! Thank you for your efforts. Now that we are almost done with today's lesson, below is the evaluation to see how far you are coping.



## ***What I Can Do***

### **ACTIVITY #10: A PORTION AND A CRAFT**

**Directions:** Kindly look for an everyday object in your home. (e.g. basket, a textile or kimono, a pearl set or a beaded bracelet, nito bag or a banig etc). After you have found this particular object, draw a portion of it by showing the principles of contrast and balance and by incorporating some of the distinct designs of our region as shown in our example below or the other distinct designs from the art objects in the discussion part. You may use a separate sheet for your output. You will be guided by a rubric that follows.

Afterwards, take a photo of your artwork and submit it to your facilitator through messenger, e-mail, or other media platforms.

Example:



***MANUNGGUL JAR.*** *This is one of the ancient artifacts that is found in the region of MIMAROPA. Its design is a depiction of the rich history of the ancient. The distinct features of this jar are the lines which come in different strokes.*

<b>RUBRIC FOR YOUR DESIGN</b>					
	<b>5</b>	<b>4</b>	<b>3</b>	<b>2</b>	<b>1</b>
<b><i>Creativity/ Originality</i></b>	Showed original ideas and interpretation of the art work.	Showed original ideas and interpretation but did not innovate the materials used.	Showed knowledge of the subject but lacked originality. It did not innovate the materials used.	Did not try new idea and/or innovation in the materials used.	Showed no creativity and originality.
<b><i>Use of native designs and form from the known art objects such as:</i></b>  a. Nature-like depiction b. Bright colors c. Geometric patterns d. Real-life drawings e. Symbols	Made use of all criteria.	Made use of four criteria.	Made use of three criteria.	Made use of two criteria.	Made use of 1 criterion only.
<b><i>Principle</i></b>	Contrast and balance were shown.	Only balance was shown.	Only contrast was shown.	There were contrast and balance but the required art wasn't followed.	There were no contrast and balance and the required art was not followed.
<b><i>Skill</i></b>	The artwork was beautifully and skillfully done.	The artwork had 1 inconsistency.	The artwork showed craftsmanship but had 2 inconsistencies	The artwork had 3 inconsistencies.	Showed poor craftsmanship and lacked understanding of the artwork

This journey with you has been really nice and smooth. I commend you for your patience and determination in exploring this module and finishing the tasks.





## Assessment

### IDENTIFICATION

**Directions:** Answer the following questions correctly. Use separate sheet for your answers.


1. **What principle is highlighted when talking of** the visual weight of the artwork or the sense that something is not giving discomfort to the eyes of the viewers?
2. **What is** created by movement implied through the repetition of elements of art in a non-uniform but organized way?
3. *When* both sides of a composition have the same elements in the same position, as in a mirror-image, or the two sides of a face, the balance is\_\_\_\_\_?
4. *What type of balance is shown* when the composition has contrast in any of the elements of art?
5. **What principle is considered when** the artist creates an area of the composition that is visually dominant?
6. What principle is followed in the embroidery and weaving of Iloilo?
7. **What principle tells of** the uniform repetition of any of the elements of art or any combination?
8. What principle is portrayed in the interior of Sablayan Church?
9. What church façade has the best example of variety?
10. What principle is portrayed when there are variety of designs but the over-all impression is unified?

### MULTIPLE CHOICES

**Directions:** Choose the letter of the correct answer. You may use separate sheet for your answers.

11. The crafted exquisite nito basket has the same repetitive lines and designs. What principle is portrayed?  
A. pattern                      B. rhythm                      C. movement                      D. variety
12. Pintados is best known for its flowing lines and shapes. What principle is highlighted in it?  
A. pattern                      B. rhythm                      C. movement                      D. variety
13. The two towers of Miag-ao Church are balanced in nature. Since they are different towers commissioned by two different priests, what type of balance is portrayed?  
A. Symmetrical                      B. asymmetrical                      C. radial                      D. perfect

14. Which of the following made Sablayan church the best example of contrast?
- A. The floor and the window
  - B. The decorative column and the wall
  - C. The uniform type of window and the wall
  - D. The opposing mood of the floor and the ceiling
15. To where do the principles of arts apply to?
- A. elements
  - B. color
  - C. designs
  - D. function



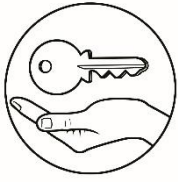
## ***Additional Activities***

### **THE PRINCIPLES OF ART AND DESIGN**

**WALK** *through the content...*

Poetry is an art form in human language for its aesthetic language. Looking back to the contents of this material, can you make a seven-line self-learning check by completing the “I phrase” below. The contents must reflect your insights and experiences about your learning in the different principles of art.

- I read \_\_\_\_\_
- I know \_\_\_\_\_
- I think \_\_\_\_\_
- I believe \_\_\_\_\_
- I realized \_\_\_\_\_
- I learned \_\_\_\_\_
- I look forward to \_\_\_\_\_



## **Answer Key**

### **What I Know**

- |                 |       |
|-----------------|-------|
| 1. balance      | 11. A |
| 2. rhythm       | 12. C |
| 3. symmetrical  | 13. B |
| 4. asymmetrical | 14. D |
| 5. emphasis     | 15. A |
| 6. emphasis     |       |
| 7. pattern      |       |
| 8. contrast     |       |
| 9. miag-ao      |       |
| 10. unity       |       |

### **Assessment**

- |                 |       |
|-----------------|-------|
| 1. balance      | 11. A |
| 2. rhythm       | 12. C |
| 3. symmetrical  | 13. B |
| 4. asymmetrical | 14. D |
| 5. emphasis     | 15. A |
| 6. emphasis     |       |
| 7. pattern      |       |
| 8. contrast     |       |
| 9. miag-ao      |       |
| 10. unity       |       |

### **What's New**

#### **Activity 2: "Aesthetic Check"**

Answers may vary

1. The picture portrays a woman surrounded by different colors, shapes and lines. She is wearing colorful clothes that make her look attractive.
2. There are words written in some parts of the picture. Those are balance, emphasis, pattern, rhythm, contrast, movement and unity. There are also different colors that makes the picture pleasing to the eyes.
3. A picture is like a puzzle. If you remove a certain part, its aesthetic appeal will be less..

## **What Is It**

### **Activity 4: “Picture this text”**

- a. Emphasis- It refers to the dominance of a certain object in the art work and is often achieved by contrast.
- b. Movement-It is the result of using the elements of art by commanding the viewer’s eye around the image.
- c. Rhythm-It refers to the non-uniform but organized repetition of the elements.
- d. Contrast-It refers to the varying distribution of the elements. It can be difference in color, shape and texture.
- e. Unity- It refers to the harmony of the elements.
- f. Balance- It refers to the visual distribution or weight of the elements in the work of art
- g. Pattern- It refers to the uniform repetition of any of the art element and its combination.

### **Activity 5: “Know it Wall”**

Answers may vary.

1. The different principles of arts are balance, emphasis, pattern, rhythm, contrast, movement and unity.
2. The principles arts are very important because they serve as the pillars from which the use of the different elements is anchored.
3. Principles of arts can be used together with elements of arts in a way that they govern how the elements can be combined in order to create a well-commissioned artwork.

## **What Is It**

### **Activity 6: “How does your Box Go”**

Answers may vary.

1. One of the important items in the discussion is contrast, being among the different elements of arts.
2. One of the important generalizations about contrast is that it plays an important role in the creation of arts.
3. One of the insights learned about contrast is its importance in creating an angle in the eyes of the viewers just like the interior design of the Sablayan Church.

## **What's More**

### **Activity 7: “Wing Power”**

Answers may vary.

1. Balance is achieved in Miag-ao Church by placing two towers side by side the main building.
2. Contrast is achieved in the interior of Sablayan Church by placing opposite designs as seen in the floor and the ceiling.
3. Emphasis is achieved in Hablon fabric by having the main figure stand out despite being surrounded by small details.
4. Movement is achieved in Pintados as the lines move along the body kinesthetic of the tattoo bearer.
5. Pattern is achieved in nito-weaving by creating similar flow of the sticks thus forming a shape or an image.
6. Variety is achieved in the church of Miag-ao by having different objects in the bas relief of the façade.

## References

Siobal, Lourdes R., Capulong, Ma. Honeylet A. Rosenberger, Ledda G., Santos, Jeff Foreene M. Mendoza, Jenny C. Samoy, Cherry Joy P., Roxas, Rabonni C., Aldeguer-Roxas, Johanna Samantha T. "Arts and Crafts of Mindanao." In Music and Arts Learner's Material, by Lourdes R., Capulong, Ma. Honeylet A. Rosenberger, Ledda G., Santos, Jeff Foreene M. Mendoza, Jenny C. Samoy, Cherry Joy P., Roxas, Rabonni C., Aldeguer-Roxas, Johanna Samantha T Siobal, 215-229. Meralco Avenue, Pasig City: Department of Education, 2017.

### Sources

Lisa Marder. "The 7 Principles of Art and Design" Live About, Updated May 22, 2019. <https://www.liveabout.com/principles-of-art-and-design-2578740>

Adrian Tumang, "Miagao Church's naked Coralline Limestone, a mistake for authenticity" BluPrint Updated June 5, 2018. <https://bluprint.onemega.com/miagao-church-iloilo/>

Jojo Vito, "Miagao Church : UNSESCO World Heritage Site" The Happy Trip, <https://thehappytrip.com/2015/11/unesco-world-heritage-site-miagao-church/>

Sablayan, Occidental Mindoro, "The oldest church in Sablayan, Lumang Simbahan Location: Base of Bundok Bayan, Brgy. Poblacion. Photo by: Anjun Manzano" on July 5, 2017 <https://www.facebook.com/amazingsablayan/posts/the-oldest-church-in-sablayanlumang-simbahanlocation-base-of-bundok-bayan-brgy-p/1051351935006848/>

Belle Piccio, "Panubo: Panay – Bukidnon's Traditional Beautiful Embroidery" Choose Philippines, Poseted Aug 13, 2015 <https://www.choosephilippines.com/specials/buy-local/3331/panubok-panay-bukidnon-traditional-embroidery>

Samuel Josephine G. Magbutay, "Manunggul Jar" Academia, [https://www.academia.edu/27242052/Manunggul\\_jar](https://www.academia.edu/27242052/Manunggul_jar)

"A Woven Tradition: The Iraya-Mangyan Community of Puerto Galera" Philippine Primer, Posted July 13, 2017 <https://primer.com.ph/blog/2017/07/13/a-woven-tradition-the-iraya-mangyan-community-of-puerto-galera/?fbclid=IwAR2cKwvtdlDCVYWNjDDScU7l4fsbdKZvsgruExqU-qbcvLSHh-56xX6ySD8>

Jean "The Precedent of Cloth: Baskets and Mats (Fite Part 4 of 6)" JaddStudio, Posted August 31, 2015 <https://jaddstudio.wordpress.com/2015/08/31/the-precedent-of-cloth-baskets-and-mats-fite-part-4-of-6/>

Gilbert Ramoya "Tingkop Gets Facelift" Palawan Daily news, Press Reader, Posted September 22, 2019 <https://www.pressreader.com/philippines/palawan-daily-news/20190922/281784220843652>

"Sale: Hablon from Iloilo – Hand woven colorful textile" Fabric Online Ph <https://myfabriconlineph.com/2019/11/21/sale-hablon-from-iloilo-colorful-textile/>

**For inquiries or feedback, please write or call:**

Department of Education - Bureau of Learning Resources (DepEd-BLR)

Ground Floor, Bonifacio Bldg., DepEd Complex  
Meralco Avenue, Pasig City, Philippines 1600

Telefax: (632) 8634-1072; 8634-1054; 8631-4985

Email Address: [blr.lrqad@deped.gov.ph](mailto:blr.lrqad@deped.gov.ph) \* [blr.lrpd@deped.gov.ph](mailto:blr.lrpd@deped.gov.ph)