


English

Quarter 2 – Module 4: Common Sight Words



English– Grade 3
Alternative Delivery Mode
Quarter 2 – Module 4: Common Sight Words
First Edition, 2020

Republic Act 8293, section 176 states that: No copyright shall subsist in any work of the Government of the Philippines. However, prior approval of the government agency or office wherein the work is created shall be necessary for exploitation of such work for profit. Such agency or office may, among other things, impose as a condition the payment of royalties.

Borrowed materials (i.e., songs, stories, poems, pictures, photos, brand names, trademarks, etc.) included in this module are owned by their respective copyright holders. Every effort has been exerted to locate and seek permission to use these materials from their respective copyright owners. The publisher and authors do not represent nor claim ownership over them.

Published by the Department of Education
Secretary: Leonor Magtolis Briones
Undersecretary: Diosdado M. San Antonio

Development Team of the Module

Writers: Charlyn B. Ferrando, Feminda B. Lanaban

Editor: Marietta D. Masungcad, Mark Fil L. Tagsip, Nancy P. Sumagaysay

Reviewers: Teena B. Marie, Alma D. Mercado, Patrick John Peresores,
Christopher U. Gonzales

Illustrator: Bryan Ephraem E. Miguel

Layout Artist: Mark Fil L. Tagsip, Ana Lisa M. Mesina

Management Team: Allan G. Farnazo	Reynaldo B. Mellorida
Mary Jeanne B. Aldeguer	Ester Jean U. Pelayo
Analiza C. Almazan	Susan N. Salazar
Ma. Cielo D. Estrada	Merlyn M. Lasaca
Manuel P. Vallejo	Nancy P. Sumagaysay

Printed in the Philippines by _____

Department of Education – Region XI

Office Address: F. Torres St., Davao City

Telefax: (082) 291-1665; (082) 221-6147

E-mail Address: region11@deped.gov.ph * lrms.regionxi@deped.gov.ph

English

Quarter 2 – Module 4:
Common Sight Words

Introductory Message

This Self-Learning Module (SLM) is prepared so that you, our dear learners, can continue your studies and learn while at home. Activities, questions, directions, exercises, and discussions are carefully stated for you to understand each lesson.

Each SLM is composed of different parts. Each part shall guide you step-by-step as you discover and understand the lesson prepared for you.

Pre-tests are provided to measure your prior knowledge on lessons in each SLM. This will tell you if you need to proceed on completing this module or if you need to ask your facilitator or your teacher's assistance for better understanding of the lesson. At the end of each module, you need to answer the post-test to self-check your learning. Answer keys are provided for each activity and test. We trust that you will be honest in using these.

In addition to the material in the main text, Notes to the Teacher are also provided to our facilitators and parents for strategies and reminders on how they can best help you on your home-based learning.

Please use this module with care. Do not put unnecessary marks on any part of this SLM. Use a separate sheet of paper in answering the exercises and tests. And read the instructions carefully before performing each task.

If you have any questions in using this SLM or any difficulty in answering the tasks in this module, do not hesitate to consult your teacher or facilitator.

Thank you.

Lesson

1

Common Sight Words

Sight words are used most often in reading and writing. Learning to read sight words is very important for a child like you because it helps a lot in reading simple phrases, sentences, paragraphs and even stories from your favorite books.



What I Need to Know

This module contains lesson and exercises about recognizing common sight words.

After going through this module, you are expected to recognize more common sight words in order to read simple phrases or sentences; and read familiar words and phrases in a text.

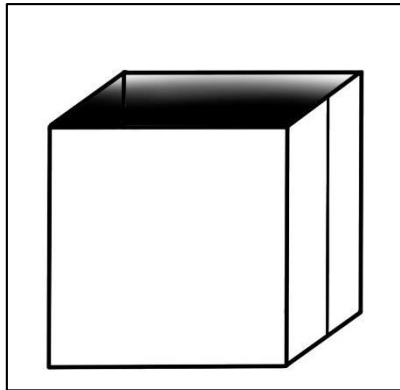
Enjoy your journey. Good luck!



What I Know

Directions: Identify the following pictures. Write the letter of your answer on a separate sheet of paper.

1.



- a. ox
- b. box
- c. fox

2.

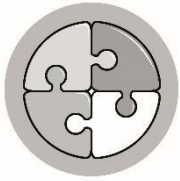


- a. pot
- b. hot
- c. cot

3.



- a. cop
- b. mop
- c. top



What's In

Directions: Name each picture below. Choose your answer in the box.

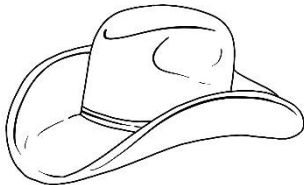
1.



pot

pat

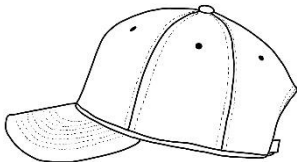
2.



hot

hat

3.



cap

cup




What's New

Directions: Read the phrase or sentence below each picture.




water in the
pot



The big pig can hop.



The book is on
top



the crow and the dog



The box is on the cot.




What is It

Sight words are common words we have to recognize easily without sounding them out. They help us become faster and more fluent readers.

The words listed below are the common sight words that are used in writing and reading. We can form phrases and sentences using these common sight words.

the	be	to	of	and
a	in	that	I	have



What's More

Activity 1: Picture Tells

Directions: Copy the phrase or sentence in your notebook that tells about the picture. Then read the phrases and sentences.



1.



2.



3.



4.



5.

rat on top
of the mop

lots of dots

jots on the
pad

pops out of
the box

cop on a
cot


Activity 2: Put In Proper Order

Directions: Re-arrange the sets of words and put them in proper order to form phrases.

1. turtle a hungry
2. his cart got
3. job have a
4. be down will
5. us with be

Activity 3: Unscramble

Directions: Re-write the underlined word in each sentence. Write the correct word on a separate sheet of paper.



hTe frog is in the pond.




I vahe a top.



The mop fo Roy is wet.



He has a top nad
a mop.



Taht is a log.



What I Have Learned

A. Read the following phrases.

a pad in the box

got a mop

is so hot

lots of dots

have dogs

B. Read the following sentences.

1. The big pot is so hot.
2. The log is on the cot.
3. The crow and the dog are in the lot.
4. The pig can hop.
5. I have a top.



What I Can Do

Directions: Read the following phrases and sentences.

1. add a bottle
2. on the mop
3. three boys on a log
4. Mon hops on the mop.
5. Oh! It is hot.



Assessment

Directions: Read the phrases or sentences correctly.

1. Stop and ask.
2. front of the other
3. a great way to get around
4. old map of the pond
5. The cop holds a cup.



Additional Activities

Directions: Read the short story.

Things I Have

I have a black dog.

I have a lot of tops.

I have a box of pad.

I have a cap with dots.

I have all the things I love.



Answer Key

<p>What I Know</p> <p>a c b</p>	<p>What's In</p> <p>1. pot 2. hat 3. cap</p>	<p>What's More</p> <p>Activity 1 c d a e b</p> <p>Activity 2 a hungry turtle got his car have a job will be down be with us</p> <p>Activity 3: the have of and that</p>
<p>What I Can Do</p> <p>Answers may vary.</p>	<p>Assessment</p> <p>Answers may vary.</p>	<p>Additional Activity</p> <p>Answers may vary.</p>

References

K to 12 English Curriculum Guide May 2016, p. 54. Department of Education, Deped Complex, Meralco Ave., 1600 Pasig City, Philippines.

Mil Flores Ponciano et al, Let's Get Better in English 3 Learners Material Pasig City. Department of Education. 2015. p. 14-17

Mil Flores Ponciano et al, Let's Get Better in English 3 Teacher's Guide

Pasig City. Department of Education. 2015. p. 6

For inquiries or feedback, please write or call:

Department of Education - Bureau of Learning Resources (DepEd-BLR)

Ground Floor, Bonifacio Bldg., DepEd Complex
Meralco Avenue, Pasig City, Philippines 1600

Telefax: (632) 8634-1072; 8634-1054; 8631-4985

Email Address: blr.lrqad@deped.gov.ph * blr.lrpd@deped.gov.ph