


English

Quarter 2 – Module 5: Meet the Consonant Digraphs /ch/ and /sh/



English – Grade 3
Alternative Delivery Mode
Quarter 1 – Module 5: Meet the Consonant Digraphs /ch/ and /sh/
First Edition, 2020

Republic Act 8293, section 176 states that: No copyright shall subsist in any work of the Government of the Philippines. However, prior approval of the government agency or office wherein the work is created shall be necessary for exploitation of such work for profit. Such agency or office may, among other things, impose as a condition the payment of royalties.

Borrowed materials (i.e., songs, stories, poems, pictures, photos, brand names, trademarks, etc.) included in this module are owned by their respective copyright holders. Every effort has been exerted to locate and seek permission to use these materials from their respective copyright owners. The publisher and authors do not represent nor claim ownership over them.

Published by the Department of Education
Secretary: Leonor Magtolis Briones
Undersecretary: Diosdado M. San Antonio

Development Team of the Module

Author: Carolyn T. Bartolaba

Editors: April Ann E. Lastrado, Argie G. Tilud, Mark Fil L. Tagsip, Nancy P. Sumagaysay

Reviewers: Mike M. Leopardas, Anicenta A. Lumamba, Myleen C. Robiños,
Christopher U. Gonzales

Illustrator: Bryan Ephraem E. Miguel

Layout Artist: Mark Fil L. Tagsip, Ana Lisa M. Mesina

Management Team: Allan G. Farnazo	Reynaldo B. Mellorida
Mary Jeanne B. Aldeguer	Ester Jean U. Pelayo
Analiza C. Almazan	Susan N. Salazar
Ma. Cielo D. Estrada	Merlyn M. Lasaca
Manuel P. Vallejo	Nancy P. Sumagaysay

Printed in the Philippines by _____

Department of Education – Region XI

Office Address: F. Torres St., Davao City

Telefax: (082) 291-1665; (082) 221-6147

E-mail Address: region11@deped.gov.ph * lrms.regionxi@deped.gov.ph

English

Quarter 2 – Module 5:
Meet the Consonant
Digraphs /ch/ and /sh/

Introductory Message

This Self-Learning Module (SLM) is prepared so that you, our dear learners, can continue your studies and learn while at home. Activities, questions, directions, exercises, and discussions are carefully stated for you to understand each lesson.

Each SLM is composed of different parts. Each part shall guide you step-by-step as you discover and understand the lesson prepared for you.

Pre-tests are provided to measure your prior knowledge on lessons in each SLM. This will tell you if you need to proceed on completing this module or if you need to ask your facilitator or your teacher's assistance for better understanding of the lesson. At the end of each module, you need to answer the post-test to self-check your learning. Answer keys are provided for each activity and test. We trust that you will be honest in using these.

In addition to the material in the main text, Notes to the Teacher are also provided to our facilitators and parents for strategies and reminders on how they can best help you on your home-based learning.

Please use this module with care. Do not put unnecessary marks on any part of this SLM. Use a separate sheet of paper in answering the exercises and tests. And read the instructions carefully before performing each task.

If you have any questions in using this SLM or any difficulty in answering the tasks in this module, do not hesitate to consult your teacher or facilitator.

Thank you.



What I Need to Know

This module will help you learn more about consonant digraphs /ch/ and /sh/. After completing this, you are expected to read sentences and phrases consisting of words with consonant digraphs /ch/ and /sh/; and identify words which have consonant digraphs /ch/ and /sh/ (EN3PWR-IIf-1.1).


Enjoy your journey. Good luck!





What I Know

A. Directions: Recite the tongue twisters below and identify the words with digraph /sh/. Write the words in your notebook.

1. Shana was shocked by the shadow of her sheep.
2. She sells sea shells by the seashore.
3. Bash loves her lash.
4. She has a pair of silk socks and a shiny shoe.
5. Shelly mashes the squash for shy Sheila.

B. Directions: Name the pictures inside the  . Write your answers on your answer sheet.







Lesson

1

Words with Initial and Final Consonant Digraphs /ch/ and /sh/

In this lesson, you will meet words with consonant digraphs /ch/ and /sh/. Let's start with a nursery rhyme.



What's In

Directions: Read and pick out the words that rhyme. Write your answers in your notebook.

Mickey the tiny playful rat,
Likes to hide in a dusty mat.
He squeaks and squeaks,
Until he learns to tweak.

Mickey the tiny playful rat,
Hides by a bat.
The boy caught him up,
And now Mickey the rat calls his pup.



What's New

Let's focus on words with initial and final /sh/ and /ch/ sounds.

Directions: Read the short passage and identify the words with beginning and ending /sh/ and /ch/ sounds. Write your answers in the correct column.

"Cholo and Mario"

The man in the show whose name is Cholo had a pair of shiny shoes. He liked to brush it with shoe polish before he appeared on the show. One shiny day, his friend Mario invited him to have some snacks such as hot choco paired with delicious chocolate chips. After they had their snacks, they went to the barber shop to have a haircut. The haircut was done only for a short period of time. They paid the barber with five shillings. Cholo and Mario went out of the barber shop, happy and satisfied. They immediately showed their new cut to their wives when they got home. In the evening, Cholo performed again on the show after brushing his favorite shoes.

Comprehension Questions:

1. Who is the man in the show?
2. Who is Mario?
3. What did they do one shiny morning?
4. How did they feel when they went out of the barber shop?
5. What do you think made them happy and satisfied?

Words with /sh/ sound.

Beginning	Ending

Words with /ch/ sound.

Beginning	Ending



What is It

A digraph is two letters that make a single sound. It can be made up of vowels and consonants. Many sight vocabulary words use digraphs.

Most common digraphs are /sh/ and /ch/. Digraphs with initial sound can be heard at the beginning of words, while digraphs with final sound can be heard at the end of words.

Below are examples of words with digraphs /sh/ and /ch/.



shell



chair



wash



march



bush



lunch



What's More

Activity A.1 Where Am I?

Directions: Read silently the sentences below and look for digraphs. Identify the location of the /sh/ sound. Write initial or final.

1. My classmate found my lost wallet in the shelf.
2. There's a shark in the shallow sea.
3. Mothers mash the cooked squash for their babies.
4. There's a show in the gymnasium.
5. My father caught some fish this morning.

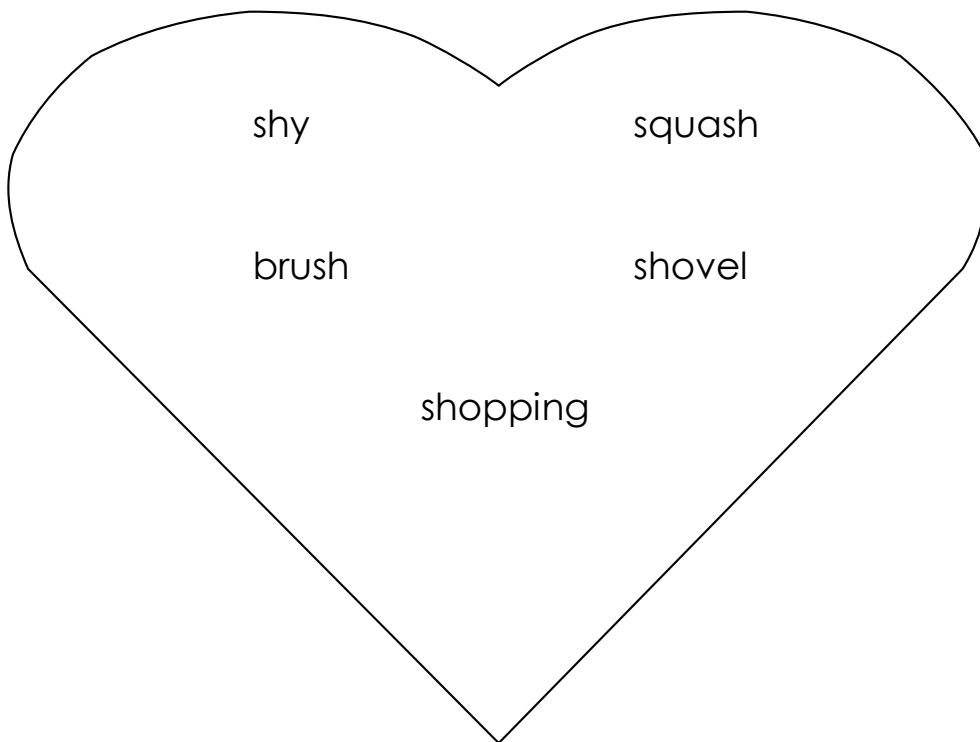
Directions: Identify the words with digraph /ch/ and tell whether the /ch/ sound is heard at the beginning or end.

1. I had lunch at the new restaurant in town.
2. We ate a creamy, crunchy chocolate *pinipig* iced-drop.
3. Ben has a new watch.
4. Our school has championed the drum and bugle contest.
5. Mother likes to cook Menudo with pineapple chunks.

Activity A.2

Directions: Fill in the blanks with the right words to make the sentences meaningful. Choose your answer from the words in the heart below.

1. I love to go _____ in December.
2. Mang Oloy uses his _____ when working in the garden.
3. _____ is my favorite yellow vegetable.
4. Always _____ your teeth to avoid tooth decay.
5. I have a very _____ classmate. She rarely talks.



Activity B.1 Describe the Character

Direction: Use the following words with digraphs /sh/ in sentences.

1. shampoo - _____
2. shoes - _____
3. fish - _____
4. trash - _____
5. bush - _____

Direction: Use the following words with digraphs /ch/ in sentences.

1. cheese - _____
2. chair - _____
3. bunch - _____
4. chalk - _____
5. fetch - _____

Activity B.2

Directions: Fill in the blanks with the correct words with digraphs to make the paragraph meaningful. Choose your answers in the box.

chips	champion
challenged	
chocolate	Shanen

Mother bought three bars of _____ and two bags of _____ for her three children. She told her eldest daughter to divide the snacks fairly and not cheat in any way. _____, her middle child _____ their youngest to an eating race. When the race has finished, no one was declared the _____ because the two did well.



What I Have Learned

Directions: Fill in the blanks with the correct answers. Write your answers in your notebook.

A digraph is _____ letters that make a single sound. It can be made up of vowels and consonants. Many sight vocabulary words use digraphs.

Most common digraphs are /sh/ and /ch/. Digraphs with initial sound can be heard at the _____ of words, while digraphs with final sound can be heard at the _____ of words.



What I Can Do

Directions: List down the things in your home that have /sh/ and /ch/ initial and final sounds.

Name of things with /sh/ sound:

Initial/ Beginning	Final/ Ending

Name of things with /ch/ sound:

Initial/ Beginning	Final/ Ending



Assessment

A. Directions: Connect the picture in column A with its correct name in Column B.

A

B

1.



a. shampoo

2.



b. trash

3.



c. bunch of grapes

4.



d. chips

5.



e. shell

B. Directions: Complete the sentences by filling in the blanks with the words in the box.

1. My friend bought a new pair of _____ for her birthday.
2. Our dog hides in the _____.
3. Don't throw your _____ anywhere.
4. She was the _____ in the singing contest held last week.
5. I don't eat _____. It's hot.

chili	trash	shoes
bush	champion	



Additional Activity

Directions: Give more words with digraphs /sh/ and /ch/. Then, identify where you can hear the sound /sh/ or /ch/. Write them in the columns below.

Digraph /sh/ initial	Digraph /ch/ final

Digraph /sh/ initial	Digraph /ch/ final



Answer Key

<p>What I Know</p> <ol style="list-style-type: none"> 1. shell 2. chocolate 3. shoes 	<p>What's In</p> <p>Rat/mat Rat/ bat Sneaks/ tweak Up/pup</p> <p>What's New</p> <ol style="list-style-type: none"> 1. Cholo 2. Cholo's friend 3. Have some snacks 4. They were happy and satisfied. 5. They liked their new haircut. <p>shoes polish shiny brush short shop show showed shillings choco such chips chocolate</p>	<p>What's More</p> <p>Act. A.1</p> <p>A. sh Beginning shelf shark shallow show</p> <p>Act. A.2</p> <p>1. shopping Beginning 2. shovel shelf 3. squash shark 4. brush 5. shy</p> <p>Act. B.1</p> <p>Ending answers vary</p> <p>Act. B.2</p> <p>Mash Squash Fish chips Shanen Challenged champion</p> <p>B. ch Beginning Ending chocolate lunch championed watch chunks</p>
<p>What I Have Learned</p> <p>two beginning end</p> <p>What I Can Do</p> <p>Answers may vary.</p>	<p>Assessment</p> <p>A. 1. e. 2. d. 3. a 4. b 5. c</p> <p>B. 1. shoes 2. bush 3. trash 4. champion 5. chill</p>	<p>Additional Activity</p> <p>Answers may vary.</p>

Reference:

Department of Education, *K-12 English Curriculum Guide in English*.
Pasig City: Department of Education, 2016, 59.

For inquiries or feedback, please write or call:

Department of Education - Bureau of Learning Resources (DepEd-BLR)

Ground Floor, Bonifacio Bldg., DepEd Complex
Meralco Avenue, Pasig City, Philippines 1600

Telefax: (632) 8634-1072; 8634-1054; 8631-4985

Email Address: blr.lrqad@deped.gov.ph * blr.lrpd@deped.gov.ph