


English

Quarter 2 – Module 7: Commonly Used Possessive Pronouns



English – Grade 3
Alternative Delivery Mode
Quarter 2 – Module 7: Commonly Used Possessive Pronouns
First Edition, 2020

Republic Act 8293, section 176 states that: No copyright shall subsist in any work of the Government of the Philippines. However, prior approval of the government agency or office wherein the work is created shall be necessary for exploitation of such work for profit. Such agency or office may, among other things, impose as a condition the payment of royalties.

Borrowed materials (i.e., songs, stories, poems, pictures, photos, brand names, trademarks, etc.) included in this module are owned by their respective copyright holders. Every effort has been exerted to locate and seek permission to use these materials from their respective copyright owners. The publisher and authors do not represent nor claim ownership over them.

Published by the Department of Education
Secretary: Leonor Magtolis Briones
Undersecretary: Diosdado M. San Antonio

Development Team of the Module

Writer: Aurea C. Licomes

Editor: Marites L. Caluban

Reviewer: Janice A. Fernandez, Eleonor D. Limbo, Eduardo Jr. A. Eroy,
Christopher U. Gonzales

Illustrator: Christopher P. Pelicano

Layout Artist: Neil Edward D. Diaz, Dean Pierre H. Besana

Management Team: Allan G. Farnazo	Dee D. Silva
Mary Jeanne B. Aldeguer	Eduard C. Amoguis
Analiza C. Almazan	Ernie M. Aguan
Ma. Cielo D. Estrada	Lourdes A. Navarro
Manuel P. Vallejo	Allen T. Guilaran

Printed in the Philippines by _____

Department of Education – Region XI

Office Address: F. Torres St., Davao City

Telefax: (082) 291-1665; (082) 221-6147

E-mail Address: region11@deped.gov.ph * lrms.regionxi@deped.gov.ph

English

Quarter 2 – Module 7: Commonly Used Possessive Pronouns

Introductory Message

This Self-Learning Module (SLM) is prepared so that you, our dear learners, can continue your studies and learn while at home. Activities, questions, directions, exercises, and discussions are carefully stated for you to understand each lesson.

Each SLM is composed of different parts. Each part shall guide you step-by-step as you discover and understand the lesson prepared for you.

Pre-tests are provided to measure your prior knowledge on lessons in each SLM. This will tell you if you need to proceed on completing this module or if you need to ask your facilitator or your teacher's assistance for better understanding of the lesson. At the end of each module, you need to answer the post-test to self-check your learning. Answer keys are provided for each activity and test. We trust that you will be honest in using these.

In addition to the material in the main text, notes to the Teacher are also provided to our facilitators and parents for strategies and reminders on how they can best help you on your home-based learning.

Please use this module with care. Do not put unnecessary marks on any part of this SLM. Use a separate sheet of paper in answering the exercises and tests. And read the instructions carefully before performing each task.

If you have any questions in using this SLM or any difficulty in answering the tasks in this module, do not hesitate to consult your teacher or facilitator.

Thank you.



What I Need to Know

This module was designed and written with you in mind. It is here to help you master the commonly used possessive pronouns.


After going through this module, you should be able to:

- use the commonly used possessive pronouns in a sentence: her/hers, his/his, my/ mine, our/ours, your/yours, and their/theirs (**EN3G-III e-f-4.2.4**);
- write a sentence using the commonly used possessive pronouns; and
- value ownership.



What I Know


A. Directions: Use hers, his, mine, ours, or yours to complete the sentence. Choose the letter of the correct answer. Write your answers on a separate blank sheet of paper.



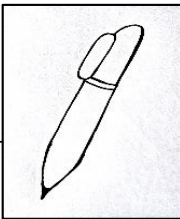
1. Who owns the pencil? Luis owns it. It is _____.
a. his b. hers c. yours d. ours




2. Who owns the bag? Maria owns it. It is _____.
a. his b. hers c. yours d. mine



3. Who owns the book? We own the book. It is _____.
a. yours b. mine c. ours d. hers



4. Who owns the pen? This is your pen, Daniel. It is
a. yours b. mine c. hers d. ours



5. Who owns the notebook? I own it. It is _____.
a. ours b. his c. mine d. yours

Are you finished? Look at the Answer Key on page 17 to check your work. How was it? Were your answers right? Do not worry, because there are more activities in this module to help you learn better about our topic.

Lesson

1

Using Commonly Used Possessive Pronouns

Now that you have an idea on what this module covers, are you excited to start? Remember that when you do the following activities diligently, you will have the skills that are necessary to help you communicate better in English. Are you ready? Good luck as you begin!




What's In

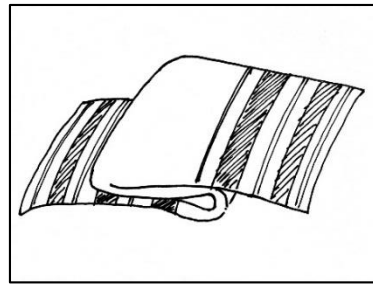
- A. Directions: Complete the name of the picture with a consonant blend from the box. Write your answers on a separate blank sheet of paper.

bl	gr	pl	tr	fl
----	----	----	----	----

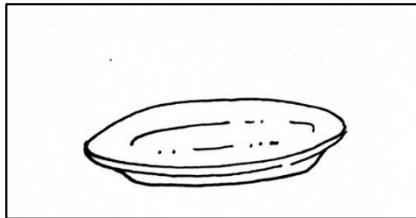
1. _____ ass




2. _____ anket




3. _____ ate



4. _____ ower



5. _____ uck



Are you done? Check your answers against the Answer Key on page 17.



Notes to the Teacher

You should give attention and find the best time to assist the learner. Make sure to check his/her work and clarify any doubts and misunderstanding about the use of possessive pronouns.



What's New

In this activity, you are going to read a dialogue showing ownership. Observe how the underlined words are used. Are you ready?

Pupil 1: Is that your pen?

Pupil 2: Yes, this is my pen. This is mine.

Pupil 1: How about that bag? Is that yours?

Pupil 2: No, it is not mine. Ana owns it. It is hers.

Pupil 1: Who owns this pencil?

Pupil 2: Jake owns it. It is his.

Pupil 1: Okay, let's go. We must submit our project to Teacher Weng.

Pupil 2: Are you sure it is ours?

Pupil 1: Yes, it is ours. We made it.

Pupil 2: How about this scrapbook on your table? Is this yours?

Pupil 1: No, it is not mine.

Pupil 2: Who owns this?

Pupil 1: It is owned by Donie, Dave, and Danna. It is theirs.

Pupil 2: I am sorry. I thought it was yours.

Now, that you are already done reading, it is time for you to answer the following questions. Write your answers on a separate blank sheet of paper.

1. Who owns the pen? _____
2. What possessive pronoun is used in showing ownership by the speaker? _____
3. Who owns the bag? _____
4. What possessive pronoun is used in showing ownership by the girl? _____
5. Who owns the pencil? _____
6. What possessive pronoun is used in showing ownership by the boy? _____
7. Who owns the project? _____
8. What possessive pronoun is used in showing ownership by the two pupils? _____
9. Who owns the scrapbook? _____
10. What possessive pronoun is used in showing ownership by others? _____

Are you done? Check your answers against the Answer Key on page 17. Now, let us remember this!



What is It

The underlined words in the dialogue are called **possessive pronouns**.

Possessive pronouns are used **to show ownership**. The different possessive pronouns are the following:

Her and **hers** are used in showing ownership by a girl.

Examples: That is her pen.
That pen is hers.

His and **his** are used in showing ownership by a boy.

Examples: This is his blue cap.
This blue cap is his.

My and **mine** are used in showing you as the owner of something.

Examples: My book is on the table.
The book on the table is mine.

Your and **yours** are used in showing ownership by someone you are talking to.


Examples: That is your project.
That project is yours.

Our and **ours** are used in showing ownership by many persons and yourself.

Examples: These are our plants.
These plants are ours.

Their and **theirs** are used in showing ownership by many persons being talked about.

Examples: Their pet dog is inside the house.
The pet dog inside the house is theirs.

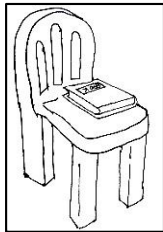


What's More


Did you understand the dialogue? Did you learn about possessive pronouns? Now, you are ready to proceed to the next activity.

Activity 1: Choose Me


Directions: Choose the correct possessive pronoun inside the parenthesis. Write your answers on a separate blank sheet of paper.



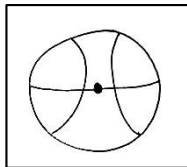
1. Whose book is on the chair, Melany?
Is it (your, yours)?



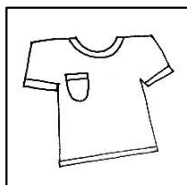
2. That is Rodel's car. It is (he, his).



3. Those seeds belong to Ramon and Carla.
They are (their, theirs).



4. This ball belongs to me.
It is (my, mine).



5. This shirt belongs to Teresa.
It is (her, hers).

Congratulations, you have successfully done Activity 1!
Now, try doing Activity 2.


Activity 2: Complete Me

Directions: Complete each sentence with the correct possessive pronoun. Write your answers on a separate blank sheet of paper.


1. The cap on the table is _____. It has my name on it.
(yours, mine, ours, his)
2. Maricel bought a new dress. All the dresses are _____.
(his, hers, mine, ours)
3. Father works in Cebu. _____ office is big and nice.
(Theirs, Ours, His, Hers)
4. The books on the shelf are _____. We bought them from a bookstore. (his, yours, mine, ours)
5. This new bag is my gift to you. It is _____.
(mine, yours, his, theirs)

Activity 3: Writing Activity


Directions: Rewrite the following sentences. Use possessive pronouns in place of the underlined words. Write your answers on a separate blank sheet of paper. The first one is done for you.




1. Benjie enjoys fishing. Benjie's father is a fisherman.
His father is a fisherman.




2. Noel won in the contest. Noel's tomato was biggest in the contest.



3. Mila has a kitten. Mila's kitten is fat and furry.



4. Rose has a pair of love birds. Rose's love birds are on a branch.



5. The girls bought candies. The girls' candies are so sweet.

Are you finished? Check your answers against the Answer Key on page 17. What is your score? Okay, that's good!



What I Have Learned

Directions: Discuss what you have learned from this module by answering the following questions. Write your answers on a separate blank sheet of paper.

1. What are possessive pronouns?

2. What are the examples of possessive pronouns?

3. When do we use the possessive pronouns **her** and **hers**?

4. When do we use the possessive pronoun **his** and **his**?

5. When do we use the possessive pronouns **their** and **theirs**?

6. When do we use the possessive pronouns **your** and **yours**?

7. When do we use the possessive pronouns **my** and **mine**?

8. When do we use the possessive pronouns **our** and **ours**?


Are you done? Check your answers against the Answer Key on page 17. Now, show us what you can do. Good luck!



What I Can Do

Activity: Fill Me


Directions: Fill in the blank with the appropriate possessive pronoun. Write your answers on a separate blank sheet of paper.



1. I made a handkerchief.

It's _____ handkerchief.

It is _____. (my, mine)



2. The boy made a kite.

It's _____ kite.


It is _____. (his, his)



3. You made a lantern.

It's _____ lantern.


It is _____. (your, yours)



4. Anna bought a pen.

It's _____ pen.

It is _____. (her, hers)



5. Timmy and I bought oranges.

It's _____ oranges.

It is _____. (our, ours)

Are you finished? What are your answers? Check your answers against the Answer Key on page 17. What is your score? Keep it up!



Assessment

Directions: Complete the dialogues with the correct possessive pronouns in the parentheses. Write your answers on a separate blank sheet of paper.

1. Lisa: Is this your pencil case, Lita?

Lita: No, _____ is on the desk. (his, her, mine, yours)

2. Sonny: Are these Noel and Doming's envelopes?

Ramon: No, _____ are on the shelf. (mine, his, yours, theirs)

3. Mara: How about this? Is this Margaret's lunch box?

Danica: Yes, it's _____ (his, hers, yours, mine)

4. Arlene: I found a twenty-peso bill. Is this Bernie's money?

Jonathan: Yes, it's _____. (mine, his, yours, ours)

5. Girlie: Is that the book you borrowed from me?

Jack: Yes, this is _____. (yours, mine, ours, hers)


Are you finished? What are your answers? Go to page 17 to check your answers.

What is your score? Congratulations!

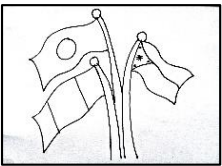


Additional Activities


Directions: Complete each sentence with the correct possessive pronoun. Choose the letter of your answer. Write your answers on a separate blank sheet of paper.



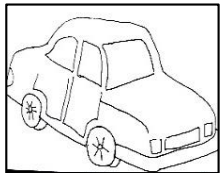
1. These fruits belong to me. These are _____.
a. hers b. his c. mine d. theirs



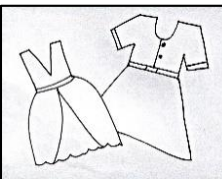
2. The flags belong to us. They're _____.
a. hers b. his c. ours d. theirs



3. The kitten belongs to Susy. It's _____.
a. ours b. theirs c. mine d. hers



4. The new car belongs to Mark. It's _____.
a. ours b. theirs c. his d. hers



5. The Cinderella costume belongs to me while the Rapunzel costume belongs to you. These costumes are _____.
a. yours b. ours c. hers d. his

Are you done? Check your answers against the Answer Key on page 17.

What is your score?

Congratulations!



Answer Key

<p>What I know? 1.a 2. b 3. c 4. a 5. c</p> <p>What's in? 1. gr 2. bl 3. pl 4. fl 5. tr</p> <p>What's new? 1. PUPIL 2 2. mine 3. Ana 4. hers 5. Jake 6. his 7. PUPIL 1 and PUPIL 2 8. ours 9. Donie, Dave, and Danna 10. theirs</p> <p>What's more?</p> <p>Activity 1: Choose Me 1. yours 2. his 3. theirs 4. mine 5. hers</p> <p>Activity 2: Complete Me 1. mine 2. hers 3. His 4. ours 5. yours</p>	<p>Activity 3: Writing Activity</p> <ol style="list-style-type: none"> 1. His father is a fisherman. 2. His tomato was the biggest in the contest. 3. Her kitten is fat and furry. 4. Her love birds are on a branch. 5. Their candies are so sweet. <p>What I have learned?</p> <ol style="list-style-type: none"> 1. Possessive pronouns are used in showing ownership. 2. her-hers his-his my-mine your-yours 3. Her and hers are used in showing ownership by a girl. 4. His and his are used in showing ownership by a boy. 5. Their and theirs are used in showing ownership by many persons being talked about. 6. Your and yours are used in showing ownership by someone you are talking to. 7. My and mine are used in showing you as the owner of something. 8. Our and ours are used in showing ownership of many persons and yourself.
<p>Assessment</p> <ol style="list-style-type: none"> 1. mine 2. theirs 3. hers 4. his 5. yours <p>Additional Activities</p> <ol style="list-style-type: none"> 1. c 2. c 3. d 4. c 5. b 	<p>What can I do?</p> <ol style="list-style-type: none"> 1. my-mine 2. his-his 3. your-yours 4. her-hers 5. our-ours

References

- Miranda Benita N., *English for You and Me 3 Language Textbook for Grade 3*. Parañaque City: Book Wise Publishing House, Inc., 2011, 71, 75, 79, 80.
- Angeles Evelyn B., Galapon Agnes P., Santos Rodelio T., *English For All Times 3 Teacher's Manual for Grade 3*. Quezon City: JTW Corporation, 2003, 57-58.

For inquiries or feedback, please write or call:

Department of Education - Bureau of Learning Resources (DepEd-BLR)

Ground Floor, Bonifacio Bldg., DepEd Complex
Meralco Avenue, Pasig City, Philippines 1600

Telefax: (632) 8634-1072; 8634-1054; 8631-4985

Email Address: blr.lrqad@deped.gov.ph * blr.lrpd@deped.gov.ph