


English

Quarter 2 – Module 9: Guess What?



English – Grade 3
Alternative Delivery Mode
Quarter 2 – Module 9: Guess What?
First Edition, 2020

Republic Act 8293, section 176 states that: No copyright shall subsist in any work of the Government of the Philippines. However, prior approval of the government agency or office wherein the work is created shall be necessary for exploitation of such work for profit. Such agency or office may, among other things, impose as a condition the payment of royalties.

Borrowed materials (i.e., songs, stories, poems, pictures, photos, brand names, trademarks, etc.) included in this module are owned by their respective copyright holders. Every effort has been exerted to locate and seek permission to use these materials from their respective copyright owners. The publisher and authors do not represent nor claim ownership over them.

Published by the Department of Education
Secretary: Leonor Magtolis Briones
Undersecretary: Diosdado M. San Antonio

Development Team of the Module

Author: Christopher P. Pelicano

Editor: Aurea C. Licomes

Reviewer: Evelyn M. Lumaan, Mike M. Leopardas, Alemer O. Veloso,
Christopher U. Gonzales, Ana Lorma A. Dahirot

Illustrator: Marites L. Caluban

Layout Artist: Neil Edward D. Diaz, Joel F. Amerila

Management Team: Allan G. Farnazo

Dee D. Silva

Mary Jeanne B. Aldeguer

Eduard C. Amoguis

Analiza C. Almazan

Ernie M. Aguan

Ma. Cielo D. Estrada

Lourdes A. Navarro

Manuel P. Vallejo

Allen T. Guilaran

Printed in the Philippines by _____

Department of Education – Region XI

Office Address: F. Torres St., Davao City

Telefax: (082) 291-1665; (082) 221-6147

E-mail Address: region11@deped.gov.ph * lrms.regionxi@deped.gov.ph

English

Quarter 2– Module 9:
Guess What?

Introductory Message

This Self-Learning Module (SLM) is prepared so that you, our dear learners, can continue your studies and learn while at home. Activities, questions, directions, exercises, and discussions are carefully stated for you to understand each lesson.

Each SLM is composed of different parts. Each part shall guide you step-by-step as you discover and understand the lesson prepared for you.

Pre-tests are provided to measure your prior knowledge on lessons in each SLM. This will tell you if you need to proceed on completing this module or if you need to ask your facilitator or your teacher's assistance for better understanding of the lesson. At the end of each module, you need to answer the post-test to self-check your learning. Answer keys are provided for each activity and test. We trust that you will be honest in using these.

In addition to the material in the main text, Notes to the Teacher are also provided to our facilitators and parents for strategies and reminders on how they can best help you on your home-based learning.

Please use this module with care. Do not put unnecessary marks on any part of this SLM. Use a separate sheet of paper in answering the exercises and tests. And read the instructions carefully before performing each task.

If you have any questions in using this SLM or any difficulty in answering the tasks in this module, do not hesitate to consult your teacher or facilitator.

Thank you.



What I Need to Know

This module was designed and written with you in mind. It is here to help you master making inferences and drawing conclusions.

In addition, in this module, you will learn the language skills necessary to help you in making inferences and drawing conclusions. Have fun and good luck!

After going through this module, you should be able to:

- make inferences and draw conclusions based on texts (pictures, titles and content words) (EN3RC-IIIa 2.11);
- choose the correct inferences and conclusions; and
- appreciate the value of helpfulness and kindness.



What I Know

Directions: Read the story. Then, choose the letter of the correct answer for each question that follows. Write your answers on a separate sheet of paper.

Andy was busy preparing his bag before going to school. He saw his mother crying in the kitchen. He went to her and asked what was wrong. His mother told him that his father was sick and they needed money. Andy felt sad. He wanted to help his mother, so he got his penny bank and gave it to her. His mother was so happy and hugged him tightly.

1. What kind of a son is Andy?
 - a. He is thoughtful
 - b. He is naughty.
 - c. He is playful.
 - d. He is selfish.

2. What kind of a boy is Andy?
 - a. Andy is extravagant.
 - b. Andy is boastful.
 - c. Andy is thrifty.
 - d. Andy is ambitious.

3. Why did Andy get his penny bank?
 - a. He wanted to help his friend.
 - b. He wanted to buy a new bag.
 - c. He wanted to eat ice cream.
 - d. He wanted to help his mother.

4. What made Andy's mother happy?
- a. Andy was a good pupil.
 - b. Andy is a helpful son.
 - c. Andy was an honor pupil.
 - d. Andy was doing his household chores.



5. What do you think would likely happen next?
- a. Andy's father went to the hospital and consult a doctor.
 - b. Andy's mother cried because she had no money.
 - c. Andy was sad because his father was not treated.
 - d. Andy did not go to school because he was sick.

Are you done? Check your answers against the Answer Key on page 17. Were your answers, right? How was the activity? Do not worry, there are more activities in this module to help you learn about making inferences and drawing conclusions.

Lesson

1

Making Inferences and Drawing Conclusions

Now that you have an idea of what this module covers, are you excited to start?

Remember that when you do the following activities diligently, you will have skills necessary to help you communicate better in English. Are you ready? Good luck!



What's In

Directions: Choose the letter that shows the possible effect for each given cause. Write your answers on a separate sheet of paper.

1. The news broadcast was all about the coming of tropical depression. On the following night, there was a heavy rainfall.

- a. Many people slept soundly.
- b. Many people were happy.
- c. Most of the streets were flooded.

2. The family planned to have a picnic. They forgot to lock the door.

- a. Nobody left the house.
- b. The family left the house.
- c. A robber entered the house.

3. Ana will have her final examination tomorrow. She studied her lessons diligently.
- She got high grades.
 - She got low grades.
 - She got a failing grade.
4. John has a vegetable garden. John watered the plants every day.
- The plants died.
 - The plants grew well.
 - The plants withered.
5. There was an increasing case of COVID -19. The government implemented community quarantine.
- The people were safe.
 - The people were sick.
 - The people were happy.

Are you done? Check your answers against the Answer Key on page 17. Were your answers, right? How was the activity? Do not worry, there are more activities in this module to help you learn more about the topic.




Notes to the Teacher

You should give attention and find the best time to assist the learner. Make sure to check his/her work and clarify any doubts and misunderstanding about the use of possessive pronouns.



What's New

Directions: Read the story. Then, answer the questions that follow. Write your answers on a separate sheet of paper.



One day, Fe saw a puppy in front of her house. The puppy was thin and seemed to be hungry. Fe carried the puppy and gave it some food.

Her brother shouted at the puppy. Fe scolded him. She said that the puppy needed attention and proper care.

1. What do you think would Fe do to the puppy?
 - a. Fe would let the puppy go.
 - b. Fe would take good care of the puppy.
 - c. Fe would give the puppy to her neighbor.
 - d. Fe would give the puppy to her friend.

2. What do you think would her brother do to the puppy?
 - a. Her brother wouldn't like the puppy.
 - b. Her brother would love the puppy.
 - c. Her brother would hug the puppy.
 - d. Her brother would leave the puppy alone.

Are you done? Go to page 18 to check if you got the correct answers. Now, let us remember this.



What is It

Based on the story, we can infer or guess the next event or what will happen next by understanding the details.

We can make inferences based on the details directly given in the text like what the characters say and do. Sometimes, we can infer or guess from what we already knew or what we have experienced.


An **inference** is intelligent guess about a person, place, event, or thing based on the details in the text/selection or story. It is an act of *making a guess about what the character will do, how they feel and think*. While **predicting outcomes** is *focusing on what will happen in the story which can be proven and answered at the end of the story*.

A **conclusion** is a final decision or judgment based on the summing up of main points and ideas.

In the previous story about Fe, we can infer that she really took good care of the puppy based on her actions towards it. We can conclude that Fe is a kind girl who treats animals well.

Another example of this lesson was the story of a boy named Andy. We can infer that he is a thoughtful son to his mother based on his actions. we can conclude that he is a thrifty and helpful boy.

Can you make inference and draw conclusion? Be ready for the next activities.




What's More

Directions: Read the paragraph. What can you infer and conclude based on each situation? Write your answers on a separate sheet of paper.

1. A girl was crying. She lost her money for recess. She could not buy food.

Maila gave her a boiled banana. What kind of a girl is Maila?



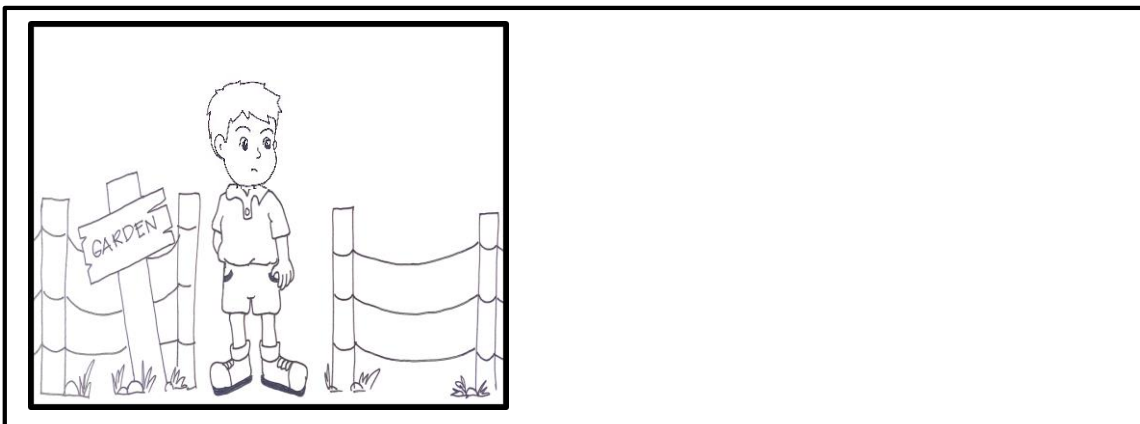
2. Rosa arrived in school early. She cleaned the room and arranged the books. Rosa's teacher saw her. What will the teacher say to Rosa?




3. Carlo was getting ready for school. He wanted to be in school early, but a heavy rain fell. What do you think will Carlo do?



4. Dante was asked by his teacher to clean the garden. He lost his garden bolo and forgot to bring an extra shirt. What do you think will Dante say to his teacher?



5. The barangay fiesta was fast approaching. The SK Chairman was busy preparing for the coming event. Some of the neighbors went to help him.
What is good in helping with each other?



Are you done? Check your answers against the Answer Key on page 17. What is your score? Okay, that is good!



What I Have Learned

How do we make inferences and draw conclusion? Write your answers on a separate sheet of paper.

Are you done? Check your answers against the Answer Key on page 17. Now, show us what you can do. Good luck!



What I Can Do


Directions: Look at each picture below. Make a guess of what will happen next. Shade the circle of the correct answer. Write your answers on a separate sheet of paper.

1.



- The boy will get hurt.
- The boy will run quickly.
- The boy will walk fast.
- The boy will climb the tree.

2.



- The cat will sleep.
- The cat will fall.
- The plates will be broken.
- The cat will eat the food.

Are you done? What are your answers? Check your answers against the Answer Key on page 17.

What is your score? Keep it up!



Assessment

Directions: Read each of the following situations. Then, answer the questions that follow. Write your answers on a separate sheet of paper.

It was Sunday. Joan got up early.
She took a bath. She dressed herself.
She did not forget to bring her bible.

1. Joan is going to _____.
- a. school
 - b. watch movie
 - c. the church
 - d. attend a birthday party

The pupils fall in line at the school ground.
The teachers stand behind them.
The boy and girl scouts hold the flag near the
flagpole.

2. What do you think will happen?

- a. There will be a party.
- b. There will be an announcement.
- c. There will be a school program.
- d. There will be a flag raising ceremony.

Mother gave Rico a beautiful pen.
Rico lost it in school. The next week,
mother gave Rico another pen.
Rico lost it again.

3. What do you think will Rico's mother feel?

- a. His mother will be happy.
- b. His mother will be sad.
- c. His mother will be glad.
- d. His mother will be surprised.

My grandmother eats the right kind of food.
She sleeps ten hours every night. She exercises
daily. She does not forget to drink her milk.

4. What do you think will happen to her?

- a. Grandmother will be fat.
- b. Grandmother will be healthy and strong.
- c. Grandmother will be sickly.
- d. Grandmother will be sad.

Our teacher puts on her jacket and her
rubber
boots. She also carries an umbrella.

5. What do you think will happen?
- a. There will be a strong wind.
 - b. There will be a fair weather.
 - c. There will be a heavy rain.
 - d. There will be a hot temperature.

Are you done? What are your answers? Check your answers against the Answer Key on page 17.



What is your score? Congratulations!



Additional Activities

A. Directions: Read the sentences carefully, then answer the questions that follow. Choose the letter of the correct answer. Write your answers on a separate sheet of paper.

1. I help my father work in the farm. I weed the bad grass from the farm. What do you think will happen next?
 - a. Harvest will be good.
 - b. Harvest will be less.
 - c. Harvest will be postponed.
 - d. Harvest will be bad.
2. In the tests, Janella got 95 in English, 98 in Reading and 97 in Science. What do you think that happened before?
 - a. She slept well.
 - b. She studied her lessons.
 - c. She watched telenovela.
 - d. She did not study hard.
3. Mrs. Lopez received three red roses from her husband, a nice coin purse from her daughter, and a big blue bag from her son yesterday. What do you think happened before?
 - a. It was her birthday.
 - b. It was her vacation day.
 - c. It was her rest day.
 - d. It was her anniversary.

B. Directions: Observe the following pictures. Does the sentence below each picture tell what happens next? Choose the correct guess on what will happen next. Draw a heart  on the line if the inference is correct and draw a star  if it is not. Write your answers on a separate sheet of paper.




_____ 1. He passed in the long test.



_____ 2. Her mother will be happy.



_____ 3. Her mother and father will be sad.



_____ 4. His mother will be glad to see him doing this in the midnight.

Are you done? What are your answers? Check your answers against the Answer Key on page 17. What is your score? Congratulations!



Answer Key

What I have learned

We can make inferences based on the details directly given in the text like what the characters say and do. Sometimes we can infer or guess from what we already know or what we have experienced.

What I can do





1. The boy will get hurt.
2. The cat will eat the food.

Assessment

1. c 2. d 3. b 4. b 5. c

Additional activities

A. 1. a 2. b 3. a

B. 1.  2.  3.  4. 

What's in

1. c
2. c
3. a
4. b
5. a

What's new

1. b
2. d

What's more

The teacher will check the answers.
(answers may vary)

What I know

1. a
2. c
3. d
4. b
5. a

What's in

1. c
2. c
3. a
4. b
5. a

What's new

1. b
2. d

What's more

The teacher will check the answers.
(answers may vary)

References

Angeles Evelyn B., Galapon Agnes P., Santos Rodelio T., *English For All Times 3 Teacher's Manual for Grade 3*. Quezon City: JTW Corporation, 2003,176-177.

Angeles Evelyn B., Galapon Agnes P., Santos Rodelio T., *English For All Times 3 Reading Textbook for Grade 3*. Quezon City: JTW Corporation, 2003,109,150-151.

Miranda Benita N., *English for You and Me 3 Language Teacher's Manual for Grade 3*. Parañaque City: Book Wise Publishing House, Inc., 2008, 151.

For inquiries or feedback, please write or call:

Department of Education - Bureau of Learning Resources (DepEd-BLR)

Ground Floor, Bonifacio Bldg., DepEd Complex
Meralco Avenue, Pasig City, Philippines 1600

Telefax: (632) 8634-1072; 8634-1054; 8631-4985

Email Address: blr.lrqad@deped.gov.ph * blr.lrpd@deped.gov.ph