


Senior High School

Contemporary Philippine Arts from the Regions

Quarter 2 - Module 11

Critiquing Available Materials and Appropriate Techniques



Contemporary Philippine Arts from the Regions
Alternative Delivery Mode
Quarter 2 - Module 11: Critiquing Available Materials and Appropriate Techniques
First Edition, 2020

Republic Act 8293, section 176 states that: No copyright shall subsist in any work of the Government of the Philippines. However, prior approval of the government agency or office wherein the work is created shall be necessary for exploitation of such work for profit. Such agency or office may, among other things, impose as a condition the payment of royalties.

Borrowed materials (i.e., songs, stories, poems, pictures, photos, brand names, trademarks, etc.) included in this module are owned by their respective copyright holders. Every effort has been exerted to locate and seek permission to use these materials from their respective copyright owners. The publisher and authors do not represent nor claim ownership over them.

Published by the Department of Education
Secretary: Leonor Magtolis Briones
Undersecretary: Diosdado M. San Antonio

Development Team of the Module

Writer: Orlando L. Tonsay

Editor: Ivanne Faye G. Factor

Reviewers: Dr. Arlyn M. Brigola and Dr. Gregorio T. Capiral

Illustrator: Ericson Y. Villasoto

Layout Artist: Teddy C. Sarmiento

Management Team: Wilfredo E. Cabral, Director IV

Genia V. Santos, CLMD Chief

Dennis M. Mendoza, Regional EPS In Charge of LRMS

Micah S. Pacheco, Regional ADM Coordinator

Evangeline P. Ladines, CESO V, Schools Division Superintendent

Rodel C. Apostol, Division EPS In Charge of LRMS

Printed in the Philippines by _____

Department of Education – National Capital Region

Office Address: Misamis St. Bago Bantay, Quezon City

Telefax: 02-929-0153

E-mail Address: depedncr@deped.gov.ph

Senior High School

**Contemporary
Philippine Arts from
the Regions**
Quarter 2 - Module 10
**Critiquing Available Materials
and Appropriate Techniques**

Introductory Message

For the facilitator:

In creating art, the artist has to check the art materials necessary for the conceived artwork. The kind and quality of art materials will have no bearing or importance at all if they are inappropriate for the kind of artwork to be created. They also have no bearing if they are not properly used in creating art assuming that they are appropriate. A proper evaluation of these art materials should be carried out by the artist.

It is important that the learner is made aware that there is a need to look into the kind, quality and quantity of art materials. Their appropriateness, accessibility and affordability are concerns essential in creating an artwork.

Some learners may assume that using the appropriate art materials for a specific type of artwork will produce a good artwork. Well, it is not always so. The art materials maybe right but the way they were used is another. Art materials not properly used for what they are intended for can result to a poor artistic output. The technique and style of the artist have something to do with the result. The learners need to know that the individual characteristic artistic style, while part of the artist's nature, can comprise a host of technical approaches and variations. To put it simply, technique is the systematic procedure by which the style is conveyed.

Module 11 is made with these in mind. This module can be used in school and at home as it can stand alone or be part of a continuum of lessons in enhancing one's knowledge of Art. Contemporary Philippine Arts from the Regions is a subject that will enhance and deepen the understanding of what is already known by both learner and parents about Art. It is important that writing, drawing and coloring materials are prepared ahead so that it would be easier to facilitate the activities. The learner should have their own ballpens, pencils and sharpeners, erasers and crayons or colored pencils as well as short bond papers. The learner should be advised to use separate sheets in answering the pre-test, self-check exercises, and post-test.



Notes to the Teacher

Art is not only for a few. It is for all. Students need to understand that there is an artist in every one of us. One may excel in any expression of art form. Different individuals, different artists. Each artist has his or her personal choice of art materials, as well as his or her own style and technique in creating art. Your students should be conscientious and meticulous in choosing the art materials and in applying artistic techniques.

As a facilitator, you are expected to orient the learners on how to use this module. You also need to keep track of the learners' progress while allowing them to manage their own learning. Furthermore, you are expected to encourage and assist the learners as they do the tasks included in the module.

For the learner:

Acquiring the available art materials for a planned artwork needs further action. Evaluation of the art materials that you have acquired is necessary to ensure that it is rightfully suited and appropriate for the art technique you will employ. Some degree of meticulous assessment of both art materials and technique are essential.



creativecommons.org/photos/ad15a46e-4527-4fee-9376-886107a3a2a5

Module 11 will let you understand the necessity and importance of evaluating the art materials available for you and preferred art techniques by way of critiquing. It will let you understand that not all art materials, though right and appropriate, for your artwork are not actually suited for it.

This module has the following parts and corresponding icons:



What I Need to Know

This will give you an idea of the skills or competencies you are expected to learn in the module.



What I Know

This part includes an activity that aims to check what you already know about the lesson to take. If you get all the answers correct (100%), you may decide to skip this module.



What's In

This is a brief drill or review to help you link the current lesson with the previous one.



What's New

In this portion, the new lesson will be introduced to you in various ways such as a story, a song, a poem, a problem opener, an activity or a situation.



What is It

This section provides a brief discussion of the lesson. This aims to help you discover and understand new concepts and skills.



What's More

This comprises activities for independent practice to solidify your understanding and skills of the topic. You may check the answers to the exercises using the Answer Key at the end of the module.

***What I Have Learned***

This includes questions or blank sentence/paragraph to be filled in to process what you learned from the lesson.

***What I Can Do***

This section provides an activity which will help you transfer your new knowledge or skill into real life situations or concerns.

***Assessment***

This is a task which aims to evaluate your level of mastery in achieving the learning competency.

***Additional Activities***

In this portion, another activity will be given to you to enrich your knowledge or skill of the lesson learned. This also tends retention of learned concepts.

***Answer Key***

This contains answers to all activities in the module.

At the end of this module you will also find:

References

This is a list of all sources used in developing this module.

The following are some reminders in using this module:

1. Use the module with care. Do not put unnecessary mark/s on any part of the module. Use a separate sheet of paper in answering the exercises.
2. Don't forget to answer *What I Know* before moving on to the other activities included in the module.
3. Read the instructions carefully before doing each task.
4. Observe honesty and integrity in doing the tasks and in checking your answers.
5. Finish the task at hand before proceeding to the next.
6. Return this module to your teacher/facilitator once you are through with it.

If you encounter any difficulty in answering the tasks in this module, do not hesitate to consult your teacher or facilitator. Always bear in mind that you are not alone.

We hope that through this material, you will experience meaningful learning and gain deep understanding of the relevant competencies. You can do it!



What I Need to Know

This module is designed and is written for you. It is intended to facilitate understanding and appreciation of Philippine Contemporary Arts. The scope of this module permits it to be used in different learning situations. The language used recognizes the diverse vocabulary level of learners. The lessons are arranged to follow the standard sequence of the course as indicated in the curriculum guide. However, the order in which you read them can be changed to correspond with the flow of the lesson and with the rate or pace of learning.

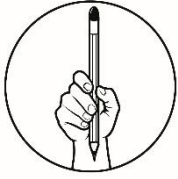
The module will be elaborating on the importance of critiquing available art materials and appropriate techniques.

After going through this module, you are expected to:

1. Point out the importance of critiquing available art materials and appropriate techniques,
2. Differentiate the difference between critiquing and criticizing,
3. Discuss ways of critiquing available art materials and appropriate techniques.



commons.wikimedia.org/wiki/File:Paghimud-os_sculpture_Capitol_Lagoon_Bacolod_City_Philippines.jpg



What I Know

Read each item carefully. Choose the letter of the correct answer. Write the answers on a separate sheet of paper.

1. An artwork is an expression of the being of ____
 - a. its owner
 - b. the artist who created it
 - c. the sales lady who sold it
 - d. the viewers

2. The act of critiquing should be differentiated from the act of ____
 - a. criticizing
 - b. guessing
 - c. hypothesizing
 - d. predicting

3. When someone takes note only of an artwork's flaws and errors, this is ____
 - a. clicking
 - b. criticizing
 - c. critiquing
 - d. curating

4. Critique is somewhat a formal word that typically refers to a careful ____
 - a. disapproval
 - b. error
 - c. judgment
 - d. miscalculation

5. The quality of being acquired or used easily refers to ____
 - a. accessibility
 - b. appropriateness
 - c. mastery
 - d. practicality

6. The art technique's suitability for the kind of art materials and to the conceived artwork refers to its ____
 - a. accessibility
 - b. affordability
 - c. appropriateness
 - d. availability

7. The art technique's usefulness for the artist and it is understandably fit for the kind of art materials and for the conceived artwork refers to its ____
 - a. accessibility
 - b. affordability
 - c. availability
 - d. practicality

8. For an art material to be deemed really useful they have to undergo ____
 - a. correction
 - c. emulation

- b. devaluation
d. evaluation
9. An art material that is obtainable, always ready for use and is at hand is proof of its _____
- a. appropriateness
c. mastery
b. availability
d. practicality
10. The means, process or methods of using art materials in a manner that the artist wants to use in order to create an artwork refers to _____
- a. art critique
c. art technique
b. art form
d. art signature
11. Being choosy with and discriminating in the choice of art materials should be regarded as an overzealous act of meticulousness on the part of the artist.
This is not a proof of the artist's dedication and sincerity in creating art.
- a. Both statements are FALSE.
b. Both statements are TRUE.
c. The first statement is FALSE, the second statement is TRUE.
d. The first statement is TRUE, the second statement is FALSE.
12. The usefulness of these art materials is dependent on certain factors.
Each art material has to be examined in certain ways.
- a. Both statements are FALSE.
b. Both statements are TRUE.
c. The first statement is FALSE, the second statement is TRUE.
d. The first statement is TRUE, the second statement is FALSE.
13. It is expected that the artist is unskilled.
The artist should be highly knowledgeable of the art technique.
- a. Both statements are FALSE.
b. Both statements are TRUE.
c. The first statement is FALSE, the second statement is TRUE.
d. The first statement is TRUE, the second statement is FALSE.
14. An artist takes into personal consideration what goes into his or her artwork.
The artist does not take into account the kind and quality of art materials.
- a. Both statements are FALSE.
b. Both statements are TRUE.
c. The first statement is FALSE, the second statement is TRUE.

- d. The first statement is TRUE, the second statement is FALSE.
15. The artist has his or her personal criteria in evaluating the kind, quality and amount of the art materials at hand.
- The artist shows special appreciation of art and beauty.
- a. Both statements are FALSE.
- b. Both statements are TRUE.
- c. The first statement is FALSE, the second statement is TRUE.
- d. The first statement is TRUE, the second statement is FALSE.

Lesson

2

Critiquing Available Materials and Appropriate Techniques

An artwork is not just a work good enough for an artist. It is more than just doing and producing something. An artwork is an expression of the being of the artist who created it. In the truest sense of being an artist, beyond fame and money, an artist takes into personal consideration what goes into his or her artwork. The artist will take into careful and scrutinizing account the kind and quality of art materials that will be used and the art techniques that will be applied in creating art.



What's In

Being choosy with and discriminating in the choice of art materials cannot be regarded as an overzealous act of meticulousness on the part of the artist. This is proof of the artist's dedication and sincerity in creating art. A dedicated and sincere artist takes his or her choice of art materials and artistic technique seriously.

The artist makes a thorough evaluation and assessment of the art materials available at his disposal as well as the art technique he or she will be applying using these available art materials. The artist has his or her personal criteria in evaluating the kind, quality and amount of the art materials at hand. The artist, as an aesthete, shows special appreciation of art and beauty. This is expressed in the careful preparations the artist makes before embarking on the creation of the artwork. These show the need to critique the available art materials and the appropriate art techniques.

The way an artist critiques the available art materials and the appropriate techniques as one of the tasks in creating an artwork gives a purposeful interest and sense of direction to what the artist is doing. With this understanding, critiquing imparts value on the effort of the artist to come out with a worthwhile artwork. However, critiquing should not be relegated to criticizing which is entirely different and potentially discouraging as it imparts disapproval. It is important to know the difference between critiquing and criticizing. The artist critiques, not criticizes.



What's New

There is a tendency for some of us to pay more attention to the end result or outcome of an activity. Assessment is made and judgement is passed if it is good or bad, a success or a failure. These are carried out without consideration as to the preparations that were made, the steps to be taken were planned, the way it was carried out, and the effort poured into the activity. There are a lot more in between than just the beginning and end. The same goes with the creation of an artwork.

Included in the “in between” is the selection and usage of available art materials and the techniques that will be applied in their use. As mentioned earlier, critiquing of available art materials and appropriate art techniques are necessary measures carried out by a dedicated artist. The act of critiquing should be differentiated from the act of criticizing.


Evaluate the following art materials and art techniques. There are five art materials and techniques to be evaluated. Analyze and describe each of them in 1 to 5 words only. Write down your evaluation on a one-fourth sheet of paper. Write your answers on a separate sheet of paper.



creativecommons.org/photos/f874e33d-7a84-4cc0-aa9e-ea835d5b3e39



creativecommons.org/photos/93948789-1546-4cb3-ad92-813314512673



creativecommons.org/photos/0d884d40-cb62-4621-a0f5-e9c3310db214



creativecommons.org/photos/ee2bf8b7-382d-4741-b845-9d4c5eef510f



creativecommons.org/photos/ac7ec3fe-1d5b-40dc-87f6-41a162b69572

Processing:

1. What were your thoughts and feelings as you evaluated the pictures?
2. Do you find the pictures appealing? Why or why not?
3. Did you consider the words beautiful or ugly, nice or not nice in your evaluation? Cite the bases of your evaluation.



What is It

The pictures presented in the previous activity are a mix of different art materials and artists at work. Many can be said of them, some of the responses of objective, one of the bases for critiquing while there some that are subjective and personal, based on emotions, based on preference and beauty. It is essential to find the bases of making a critique.

Critiquing Versus Criticizing

Taking note of the process of creation, paying attention to the kind art materials and the way they were used, considering the art technique that was applied, are some of the ways of critiquing.

However, relying on feelings for evaluation, depending heavily on the visual appeal of the artwork, judging the finished product of the creation as either beautiful or ugly, nice or not nice, are some of the gauges used for criticizing.

Critique is taken from the Greek *kritike tekhnē*, which means "the critical art". It is somewhat a formal word that typically refers to a careful judgment. It refers to the detailed analysis and assessment of something. On the other hand, criticism refers to a sharp or severe disapproval of something, generally based on perceived faults or errors. It is judging with disapproval. It is negative in nature.

Critiquing	Criticizing
Thought more than felt	Felt more than thought
Concerned with the process of creating art	Concerned with what is perceived through the senses
Considered the artist's technique	Considered the artist as good or not good
More objective than subjective	More subjective than objective

Critiquing Available Art Materials

In using available art materials, they have to undergo evaluation for them to be deemed really useful. The usefulness of these art materials is dependent on

certain factors. Each art material has to be examined in certain ways. Some of the basic considerations in critiquing available art materials are availability, accessibility, and affordability.

Availability. An art material has to be obtainable, ready for use, at hand. Simply put, the art material exists or is physically present for the artist to use. It is already there; this is the quality of being able to be used or obtained.

Accessibility. An art material has to be within the artist's reach, easily acquired without much effort or difficulty for the artist. It is the quality of being acquired or used easily.

Affordability. An art material has to be within the financial capacity of the artist to be purchased or bought. The artist can bear or meet the expense of acquiring the needed art material. Though a cheap good quality art material is good but an art material acquired for free is still the best.

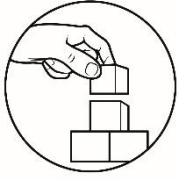
Critiquing Appropriate Art Technique

Art Technique is the manner and ability by which an artist employs the technical skills of a particular art. It is the means, process or methods of using art materials in a manner that the artist wants to use in order to create an artwork. It is also important to assess art technique that is going to be used in creating an artwork. Some of the considerations in critiquing the appropriate art technique are appropriateness, mastery and practicality.

Appropriateness. The manner by which the artist is going to apply in creating an artwork should be suited to the kind of art materials that will be used as well as suited to the kind of art technique.

Mastery. It is expected that the artist is skilled and highly knowledgeable of the art technique. The right art materials are there and the suited art technique is appropriate to the art form but if the artist is not adept with the use of the specific technique to be applied, the outcome might run contrary to what is expected.




Practicality. Art technique should be functional and sensible for the objectives or purpose set by the artist for the creation of the artwork. Practicality makes the art technique truly appropriate when it is indeed useful for the artist and when it is understandably fit for the kind of art materials and for the conceived artwork.




What's More

Honing Critiquing Skill


The following are pictures of art materials and artists at work. Take note of the details of the picture and answer the questions therein based on your personal evaluation. Use a separate sheet of paper for your answers.

<p>1</p> 	<p>A. What kind of art form is being created by the artist?</p> <p>B. What kind of materials are being used by the artist?</p> <p>C. Critique the available art materials in the picture and the artist's technique using the bases for critiquing mentioned above.</p>
<p>A. What kind of art form is being created by the artist?</p> <p>B. What kind of materials are being used by the artist?</p> <p>C. Critique available art materials in the picture and the artist's technique using the bases for critiquing mentioned above.</p>	<p>2</p> 
<p>A. What kind of art form is being created by the artist?</p> <p>B. What kind of materials are being used by the artist?</p> <p>C. Critique the available art materials in the picture and the artist's technique using the bases for critiquing mentioned above.</p>	<p>3</p> 

creativecommons.org/photos/f466e493-0b4d-422a-802e-fa8f26a0ced6

<p>4</p> 	<p>A. What kind of art form is being created by the artist?</p> <p>B. What kind of materials are being used by the artist?</p> <p>C. Critique the available art materials in the picture and the artist's technique using the bases for critiquing mentioned above.</p>
--	---

creativecommons.org/photos/257c0766-d81e-4708-bd36-54ef20d836c2

<p>A. What kind of art form is being created by the artist?</p> <p>B. What kind of materials are being used by the artist?</p> <p>C. Critique the available art materials in the picture and the artist's technique using the bases for critiquing mentioned above.</p>	
---	---

creativecommons.org/photos/77f70a45-daed-46e2-a34a-bbf49d502818

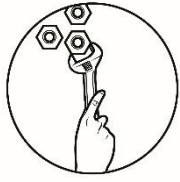
Processing:

1. Which of the art materials and technique presented above are familiar to you? Why?
2. Referring to your answer to No.1, are you willing to create this kind of art? Why or why not?
3. Among the art materials shown above, which are the most abundant in your locality or community? Where can you find them?
4. Referring to your answer to No. 3, what art work can you create with the use of these available art materials?



What I Have Learned

1. A dedicated and sincere artist takes his or her choice of art materials and artistic technique seriously.
2. The way an artist critiques the available art materials and the appropriate techniques, as one of the tasks in creating an artwork, gives a purposeful interest and sense of direction to what the artist is doing.
3. The critiquing of available art materials and appropriate art techniques are necessary measures carried out by a dedicated artist.
4. Critique refers to the detailed analysis and assessment of something. Criticism refers to a sharp or severe disapproval of something, generally based on perceived faults or errors.
5. Some of the basic considerations in critiquing available art materials are availability, accessibility, and affordability.
6. Availability refers to the attribute of an art material's existence or presence for the artist to obtain and use.
7. Accessibility refers to the attribute of an art material to be easily acquired by the artist without much effort or difficulty.
8. Affordability refers to the attribute of an art material to be within the financial capacity of the artist to purchase or buy.
9. Art technique is the manner and ability by which an artist employs the technical skills of a particular art.
10. Some of the considerations in critiquing the appropriate art technique are appropriateness, mastery and practicality.
11. Appropriateness refers to the art technique's suitability for the kind of art materials and to the conceived artwork.
12. Mastery refers to the artist's skill and rich knowledge of the art technique.
13. Practicality refers to the art technique's functional and sensible application for the creation of the conceived art work.



What I Can Do

Sharpening Art Critiquing Skills

Students learn about arts using the usual art materials. Instructions are given, the artwork is created and submitted for grading, and that's it. In studying Contemporary Philippine Arts from the Regions, the importance of evaluating art materials and art techniques was given due recognition.

To apply, hone and sharpen critiquing skills, the following art materials are placed side by side for critiquing. Evaluate the following pairs of art materials and answer the questions on a separate sheet of paper.

Answer the following questions for each pair of art materials:	Art Materials
1. Which one would you prefer using? Why? 2. How would you use it in creating an artwork? 3. What combination with other materials would you use it?	A. Paper or Plastic B. Colored Pencils or Watercolor C. Paste or Glue D. Sand or Glitters E. Oil Pastel or Crayons



Assessment

Multiple Choice. Read each item carefully. Choose the letter of the correct answer. Write your answers on a separate sheet of paper.

1. The detailed analysis and assessment of something refers to ____
 - a. correlation
 - b. cringe
 - c. criticism
 - d. critique
2. The attribute of an art material to be easily acquired by the artist without much effort or difficulty refers to ____
 - a. accessibility
 - b. appropriateness
 - c. mastery
 - d. practicality
3. The artist's skill and rich knowledge of the art technique refers to ____
 - a. accessibility
 - b. affordability
 - c. availability
 - d. mastery
4. The sharp or severe disapproval of something, generally based on perceived faults or errors refers to ____
 - a. cringe
 - b. cripple
 - c. criticism
 - d. critique
5. The art technique's functional and sensible application for the creation of the conceived art work refers to ____
 - a. accessibility
 - b. affordability
 - c. availability
 - d. practicality
6. The manner and ability by which an artist employs the technical skills of a particular art refers to ____
 - a. art critique
 - b. art form
 - c. art signature
 - d. art technique
7. The attribute of an art material's existence or presence for the artist to obtain and use refers to ____
 - a. appropriateness
 - b. availability
 - c. practicality
 - d. mastery

8. The attribute of an art material to be within the financial capacity of the artist to purchase or buy _____
- a. affordability
 - b. appropriateness
 - c. mastery
 - d. practicality
9. This is concerned with the process of creating art as well as the artist's technique _____
- a. collation
 - b. constructivism
 - c. criticism
 - d. critique
10. Paying attention to the kind art materials and the way they were used as well as the art technique that was applied, are some of the ways of _____
- a. collating
 - b. cringing
 - c. criticizing
 - d. critiquing
11. The way an artist critiques the available art materials and the appropriate techniques gives a purposeful interest to the artist's creation.

It also gives a sense of direction to what the artist is doing.

- a. Both statements are FALSE.
 - b. Both statements are TRUE.
 - c. The first statement is FALSE, the second statement is TRUE.
 - d. The first statement is TRUE, the second statement is FALSE.
12. An artist makes careful preparations before embarking on the creation of an artwork.
- There is a need to critique the available art materials and the appropriate art techniques.
- a. Both statements are FALSE.
 - b. Both statements are TRUE.
 - c. The first statement is FALSE, the second statement is TRUE.
 - d. The first statement is TRUE, the second statement is FALSE.
13. An artist does not take his or her choice of art materials and artistic technique seriously.

This is proof of the artist's dedication and sincerity in creating art.

- a. Both statements are FALSE.
- b. Both statements are TRUE.


- c. The first statement is FALSE, the second statement is TRUE.
 - d. The first statement is TRUE, the second statement is FALSE.
14. Assessing the art technique that is going to be used in creating an artwork is important.

This is just a waste of time.

- a. Both statements are FALSE.
 - b. Both statements are TRUE.
 - c. The first statement is FALSE, the second statement is TRUE.
 - d. The first statement is TRUE, the second statement is FALSE.
15. The artist makes a thorough evaluation and assessment of the art materials available at his disposal.

The artist also makes a thorough evaluation and assessment of the art technique he or she will be applying using these available art materials.

- a. Both statements are FALSE.
- b. Both statements are TRUE.
- c. The first statement is FALSE, the second statement is TRUE.
- d. The first statement is TRUE, the second statement is FALSE.



Additional Activities

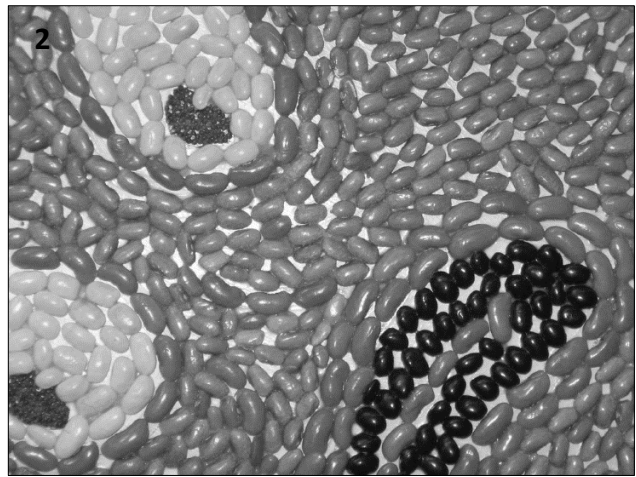
Artworks come in different forms, shapes, colors and sizes. The differences stem from the variety of art materials that were used. The following are pictures of different artworks. Identify the art materials that were used and the art technique that was used in creating the art work. Make a critique of the art materials used and the art technique applied to these artworks. Answer on a separate sheet of paper.



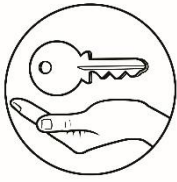
creativecommons.org/photos/115c016b-4867-4836-9885-b2caadcd9e1d

- A. What were the materials used for the art work?
- B. Describe and critique the art technique used by the artist in creating the artwork.

- A. What were the materials used for the art work?
- B. Describe and critique the art materials and technique used by the artist in creating the artwork.



creativecommons.org/photos/a2901b6a-f3b1-40ae-a933-397a090a6d69



Answer Key

<p>What I Know</p> <p>1. c 6. c 11. a 2. a 7. d 12. b 3. b 8. d 13. c 4. c 9. b 14. c 5. a 10. c 15. c</p>	<p>What's More</p> <p>1. A Street Art B Spray paint, paint, paint brush C Answers may vary. 2. A Floor Art B Colored chalk, crayons C Answers may vary. 3. A Tattoo Art B Tattooing machine, ink C Answers may vary. 4. A Junk Art B Discarded metal, junk C Answers may vary. 5. A Pottery Art B Clay, pottery wheel, sponge C Answers may vary. Processing: Answers may vary.</p>
<p>What's New</p> <p>Picture 1: Christmas decors Answers may vary. Picture 2: Used paint containers, paint brush Answers may vary. Picture 3: Used watercolor Answers may vary. Picture 4: Paint, paper Answers may vary. Picture 5: Coconut palm leaves/fronds Answers may vary. Processing: 1. Answers may vary based on thoughts or feelings. 2. Answers may vary. 3. Answers may vary.</p>	<p>Assessment</p> <p>1. d 6. d 11. b 2. a 7. b 12. b 3. d 8. a 13. a 4. c 9. d 14. d 5. d 10. d 15. b</p>
<p>Additional Activities:</p> <p>1. A Discarded metal, junk B Junk Art 2. A Different kinds of seeds B Mosaic or Seed Art</p>	

References

Datuin, Flaudette May, Roberto Paulino, Eileen Legaspi-Ramirez and Louise Marcelino. *Contemporary Philippine Arts from the Regions*. Manila: Rex Book Store, 2016.

The National Artists of the Philippines, National Commission for Culture and the Arts (NCCA), Anvil Publishing, Inc. and the Cultural Center of the Philippines.

<https://thevirtualinstructor.com/blog/the-importance-of-critique-art>

<https://custom-writing.org/blog/art-critique-writing>

For inquiries or feedback, please write or call:

Department of Education - Bureau of Learning Resources (DepEd-BLR)

Ground Floor, Bonifacio Bldg., DepEd Complex
Meralco Avenue, Pasig City, Philippines 1600

Telefax: (632) 8634-1072; 8634-1054; 8631-4985

Email Address: blr.lrqad@deped.gov.ph * blr.lrpd@deped.gov.ph